



MST
MAX SPEED TECHNOLOGY



ASSEMBLY KIT



FMX 2.0

1/10 SCALE RC RWD HIGH PERFORMANCE DRIFT CAR

INSTRUCTION MANUAL

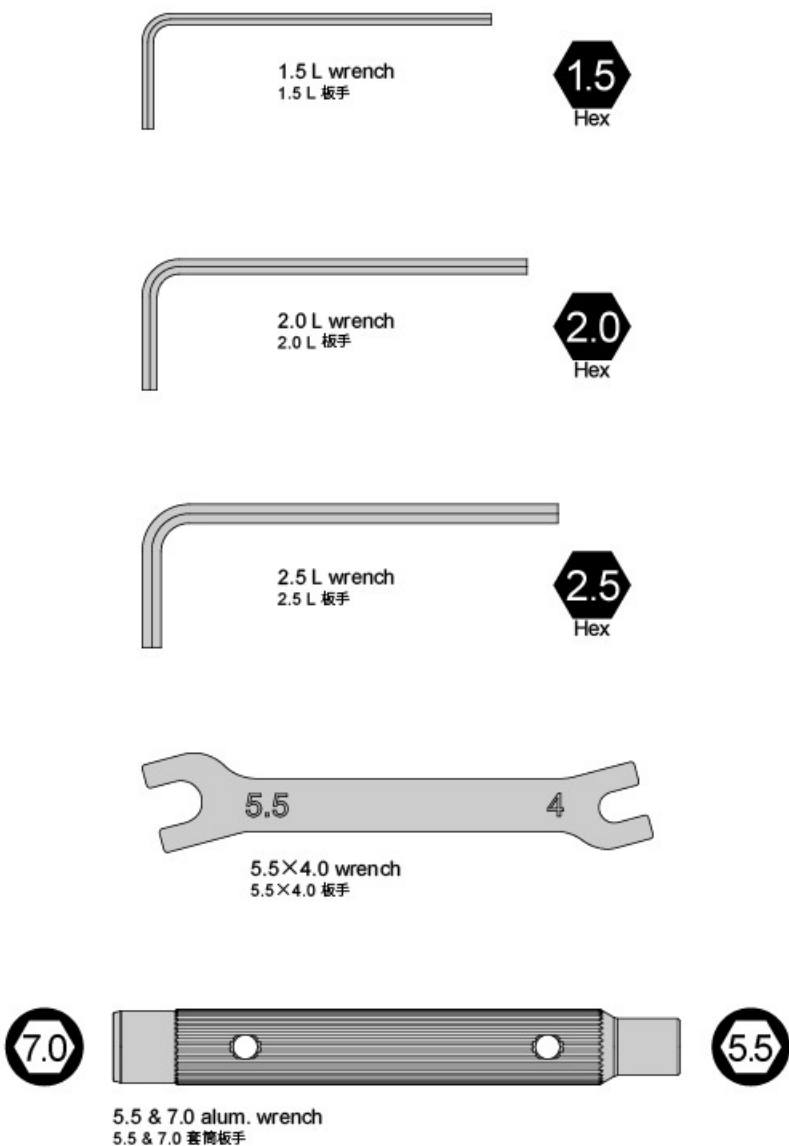
ON ROAD USE ONLY

SPECIFICATION: 1:10 Drift Car
WHEELBASE: 257mm
WIDTH: 190mm
DRIVE MODE: RWD
CASTER: Adjustable 6/ 8/ 10/ 12 degrees
CAMBER: Adjustable 0 to -12 degrees

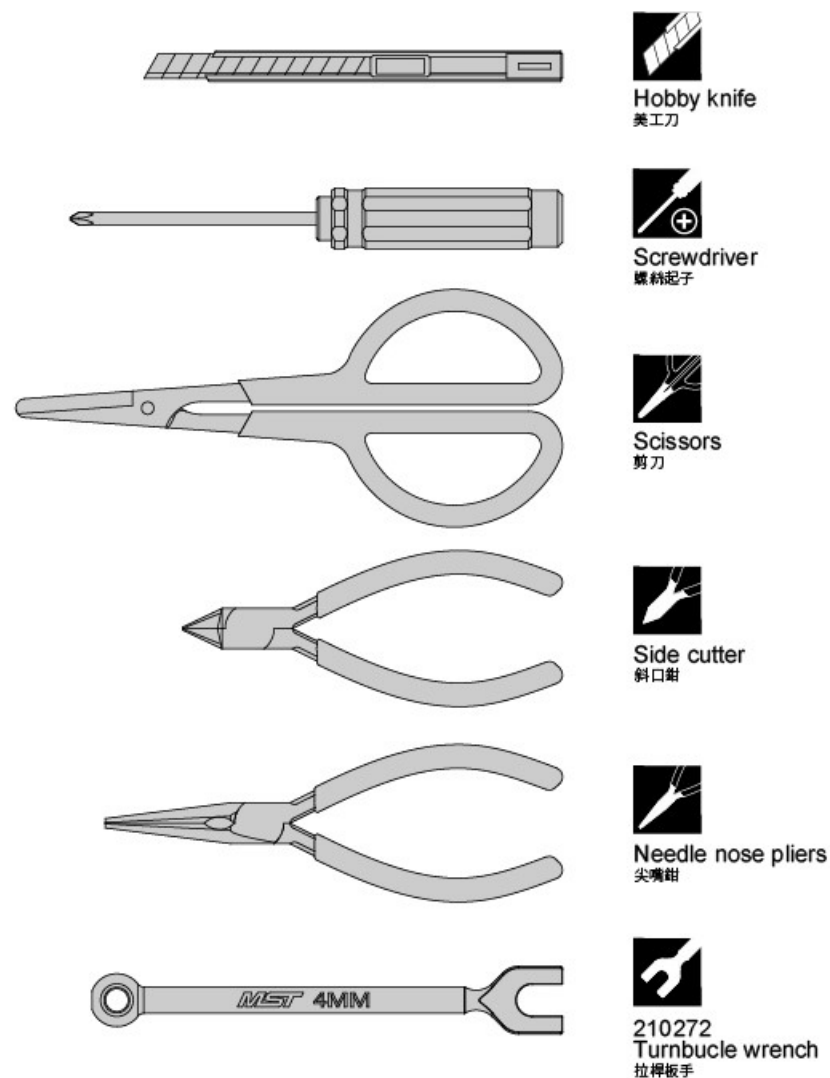
FULL BALL BEARING
ALUMINUM HYDRAULIC
DAMPER SET

www.rc-mst.com

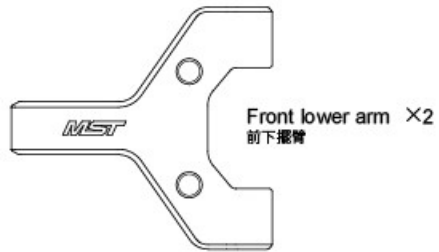
*SPECIFICATION ARE SUBJECT TO CHANGE WITHOUT NOTICE



NECESSARY TOOLS FOR ASSEMBLY 工具需求 (NOT INCLUDED IN KIT) [另購]




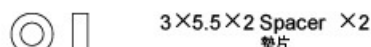
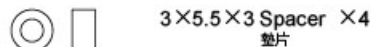
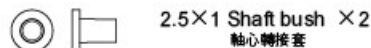
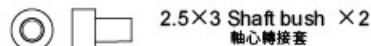

Please follow the assembling figures and instructions closely
for your [FMX 2.0] best performance!
請依照說明書圖示步驟安裝以發揮 [FMX 2.0] 最好效能!




Suspension mount (-2.0) ×2
下擺臂座 (-2.0)



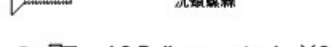
Suspension mount spacer 0.5mm ×1
擺臂座墊片 0.5mm



2.5×46 Arm shaft ×2
擺臂插銷

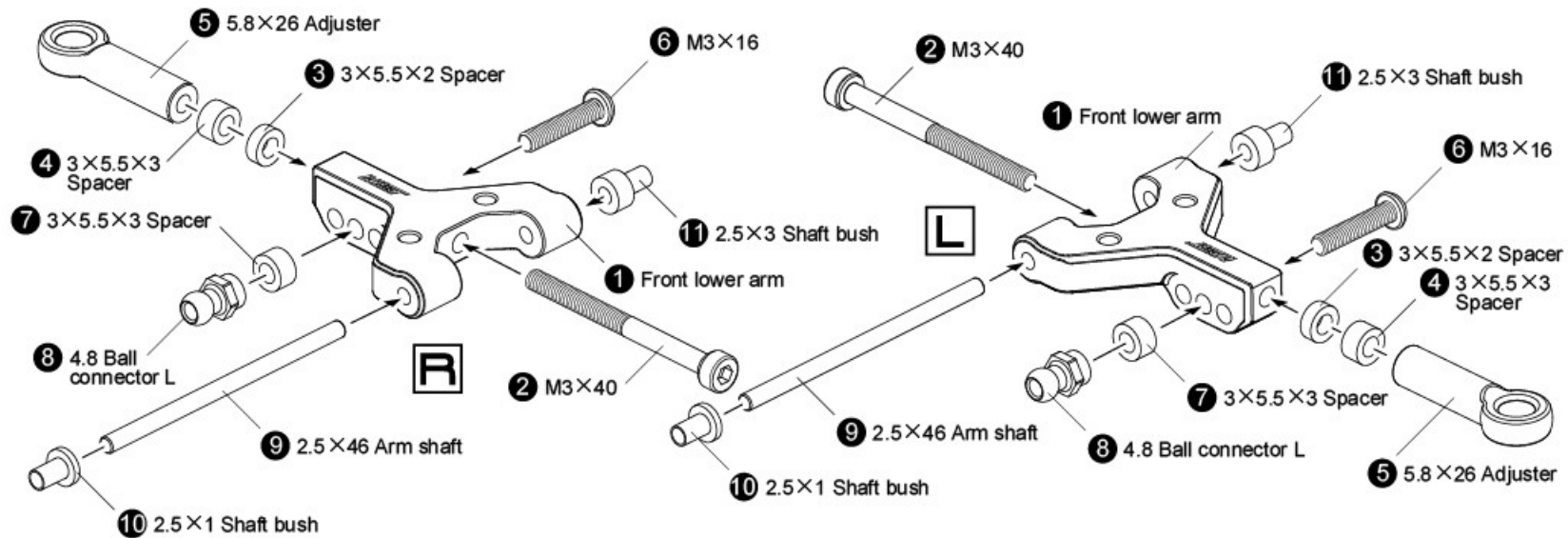


M3×40 screw ×2
有頭螺絲(半牙)

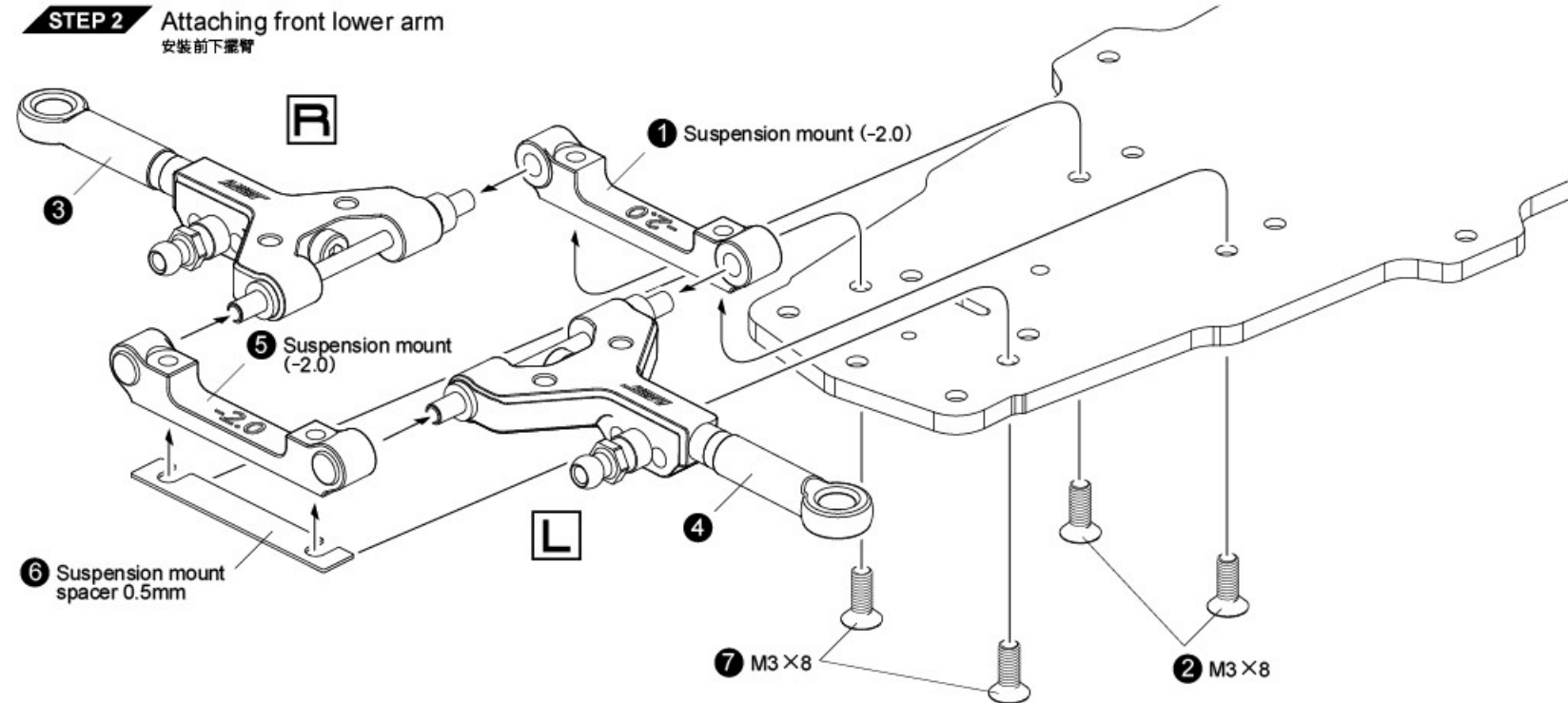


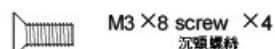
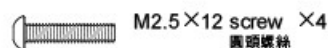
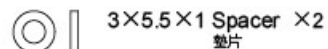
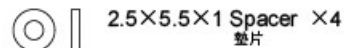

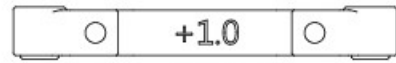
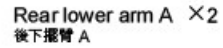
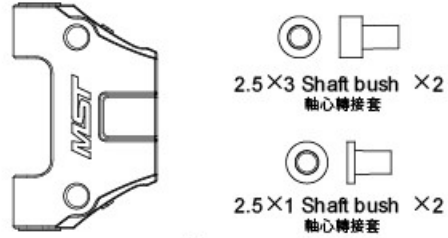
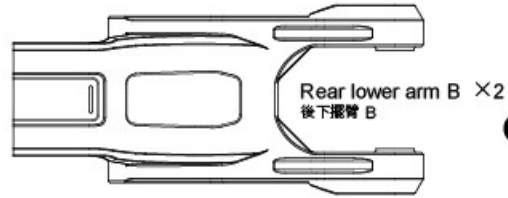
4.8 Ball connector L ×2
外六角球頭(長)

STEP 1 Front lower arm assembly
前下擺臂組裝

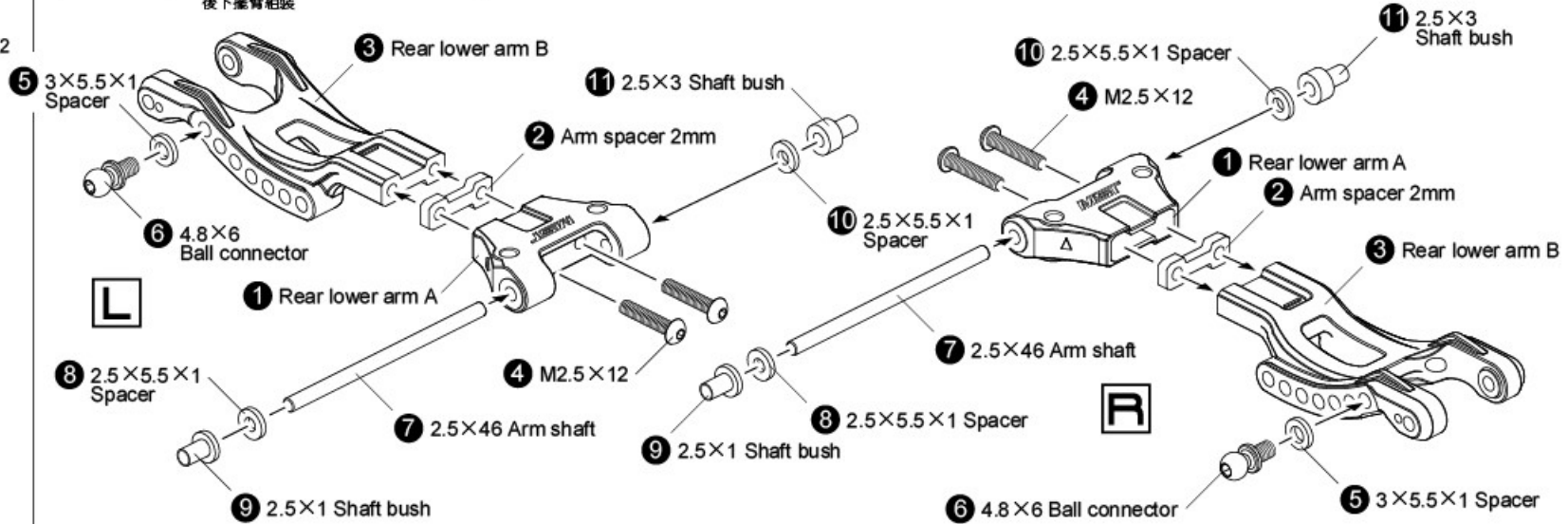


STEP 2 Attaching front lower arm
安裝前下擺臂

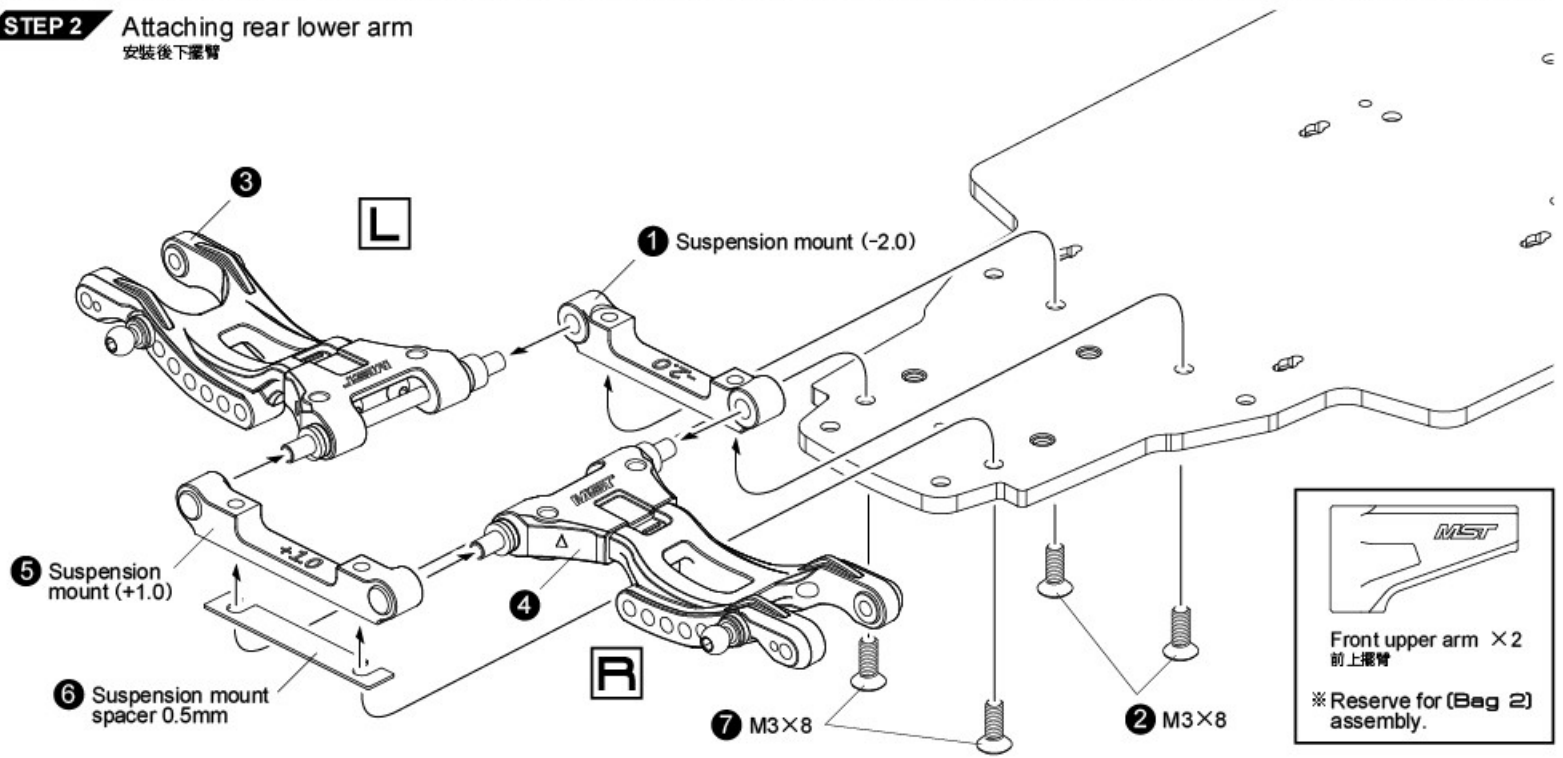


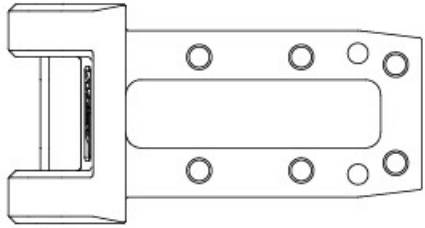


STEP 1 Rear lower arm assembly
後下擺臂組裝

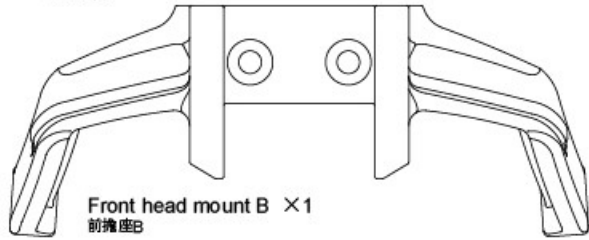


STEP 2 Attaching rear lower arm
安裝後下擺臂

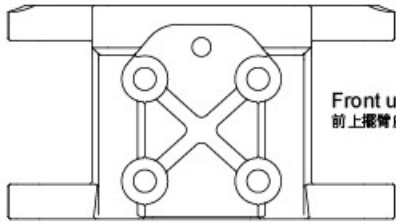




Front head mount A ×1
前搖座A



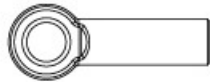
Front head mount B ×1
前搖座B



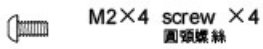
Front upper arm mount ×1
前上擺臂座



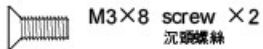
Front upper arm ×2
前上擺臂



5.8×26 Adjuster ×2
拉桿頭



M2×4 screw ×4
圓頭螺絲



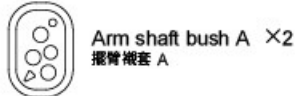
M3×8 screw ×2
沉頭螺絲



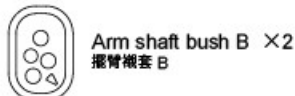
M3×14 screw ×4
圓頭螺絲



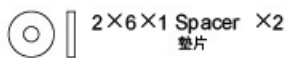
M3×20 steel turnbuckle ×2
鋼製可調拉桿



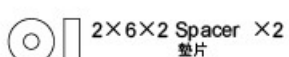
Arm shaft bush A ×2
擺臂襯套 A



Arm shaft bush B ×2
擺臂襯套 B



2×6×1 Spacer ×2
墊片

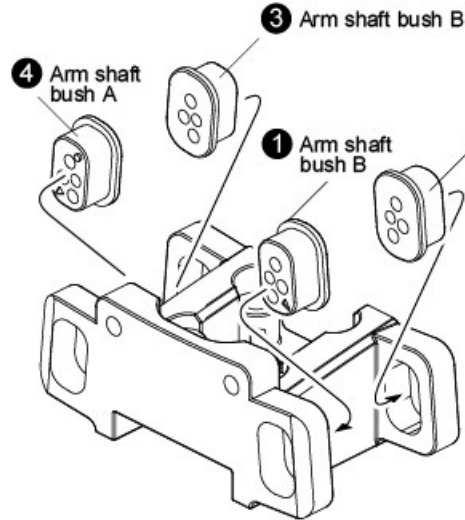


2×6×2 Spacer ×2
墊片



2×28 shaft ×2
插銷

STEP 1 Front upper arm assembly
前上擺臂組裝



1 Front upper arm

2 M3×20 steel turnbuckle

3 5.8×26 Adjuster

3 Arm shaft bush B

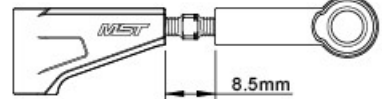
4 Arm shaft bush A

1 Arm shaft bush B

2 Arm shaft bush A

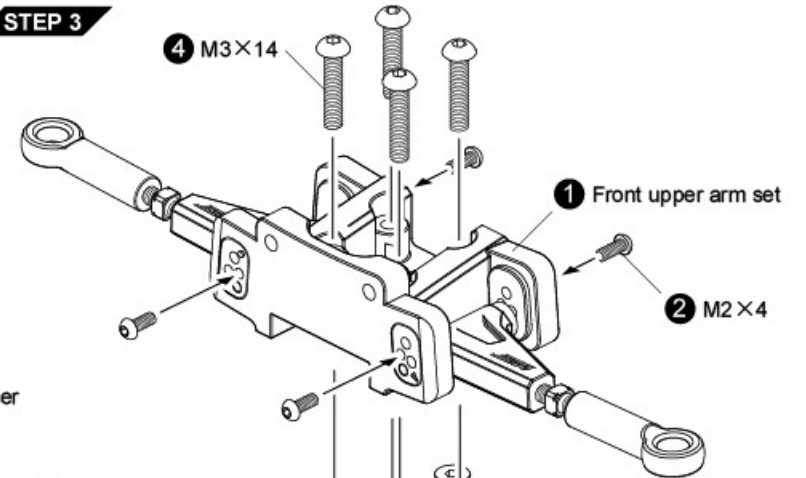


X2
Make 2



※Please take the actual dimensions as the standards.
以實際測量尺寸為準。

STEP 3

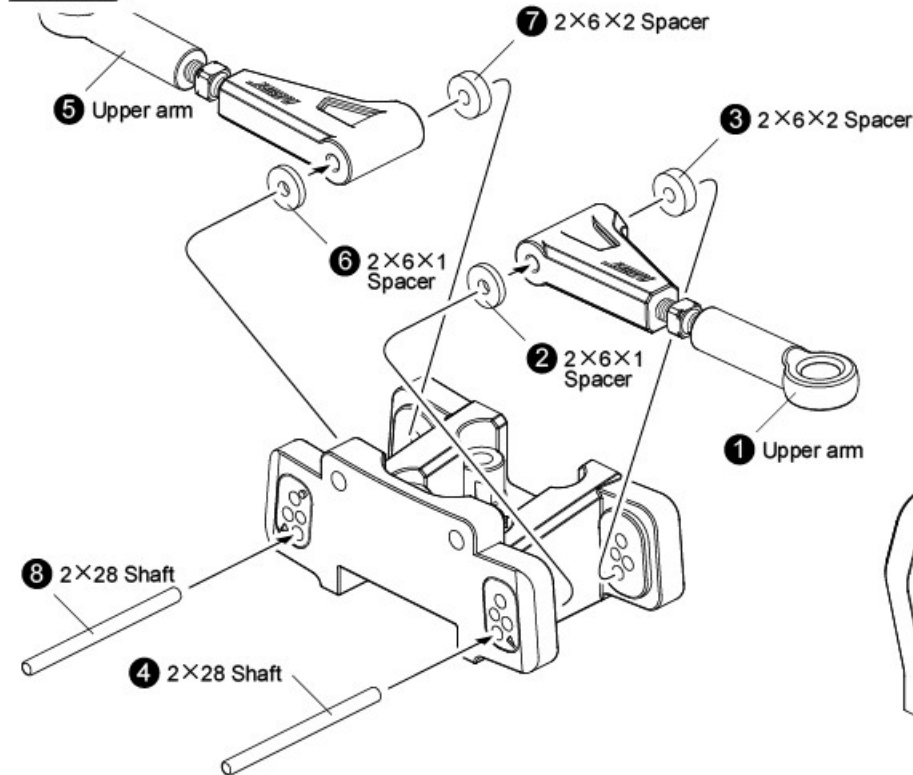


4 M3×14

1 Front upper arm set

2 M2×4

STEP 2



5 Upper arm

7 2×6×2 Spacer

3 2×6×2 Spacer

6 2×6×1 Spacer

2 2×6×1 Spacer

1 Upper arm

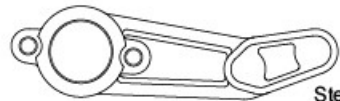
6 M3×8

5 Front head mount B

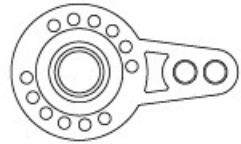
8 2×28 Shaft

4 2×28 Shaft

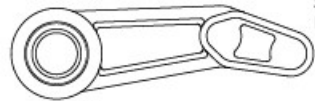
3 Front head mount A



Steering arm A ×1
轉向搖臂 A



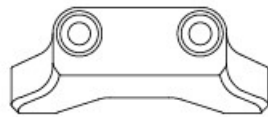
Steering arm B ×1
轉向搖臂 B



Steering arm C ×1
轉向搖臂 C



Steering joint plate ×1
轉向連接板



Steering arm post ×1
轉向搖臂支柱



M3×20 screw ×2
沉頭螺絲



M3×12 screw ×2
沉頭螺絲



M3×10 screw ×1
圓頭螺絲



M2×8 screw ×2
圓頭螺絲



4.8×4.5 Ball connector ×2
球頭螺絲



4.8 Ball connector ×1
外六角球頭

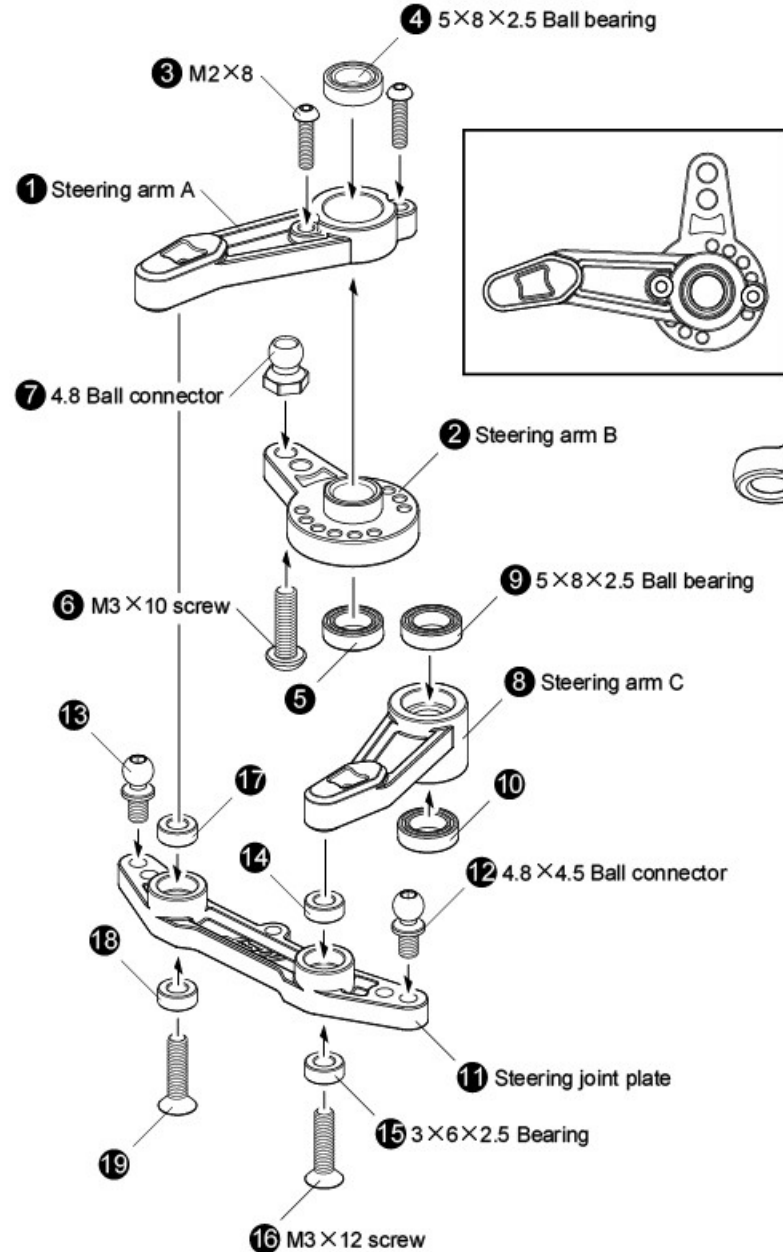


5×8×2.5 Ball bearing ×4
培林



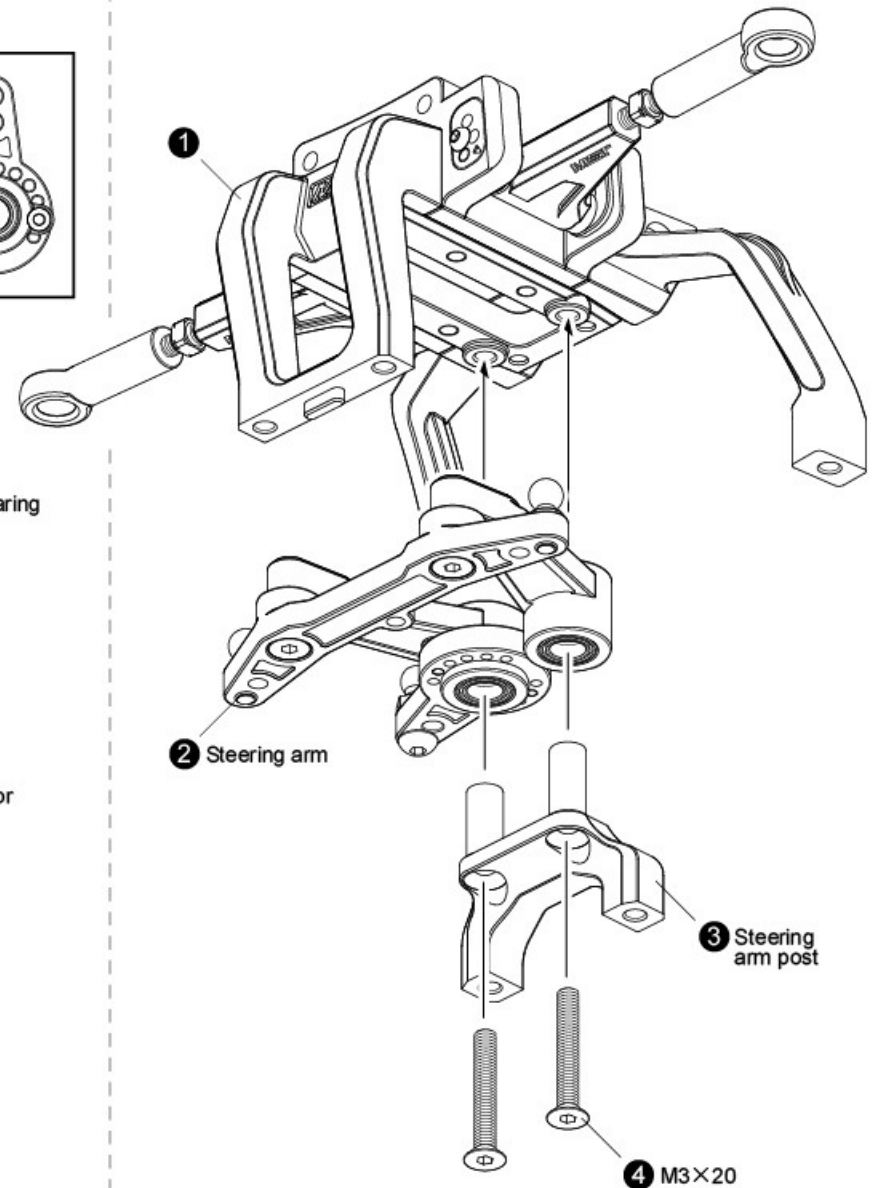
3×6×2.5 Bearing ×4
軸承

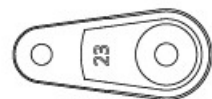
STEP 1 Steering arm assembly
轉向搖臂組裝



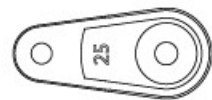
⚠ Tighten M3×12 screw first, and then loose it till the steering joint plate turning freely.
先稍微旋緊M3×12螺絲再放鬆至轉向連接板可自由轉動無阻力。

STEP 2 Attaching steering arm
安裝轉向搖臂組





Servo horn 23T ×1
23T 伺服片



Servo horn 25T ×1
25T 伺服片



4.8 Adjuster ×2
拉桿頭



4.8 Adjuster M ×4
拉桿頭



Servo mount ×2
伺服機座



M3×25 steel turnbuckle ×2
鋼製可調拉桿



M3×8 screw ×5
圓頭螺絲



M2.6×10 screw ×1
自攻圓頭螺絲



M3×10 screw ×8
沉頭螺絲



4.8×4.5 S Ball connector ×1
球頭螺絲



3×8×0.5 Spacer ×1
墊片

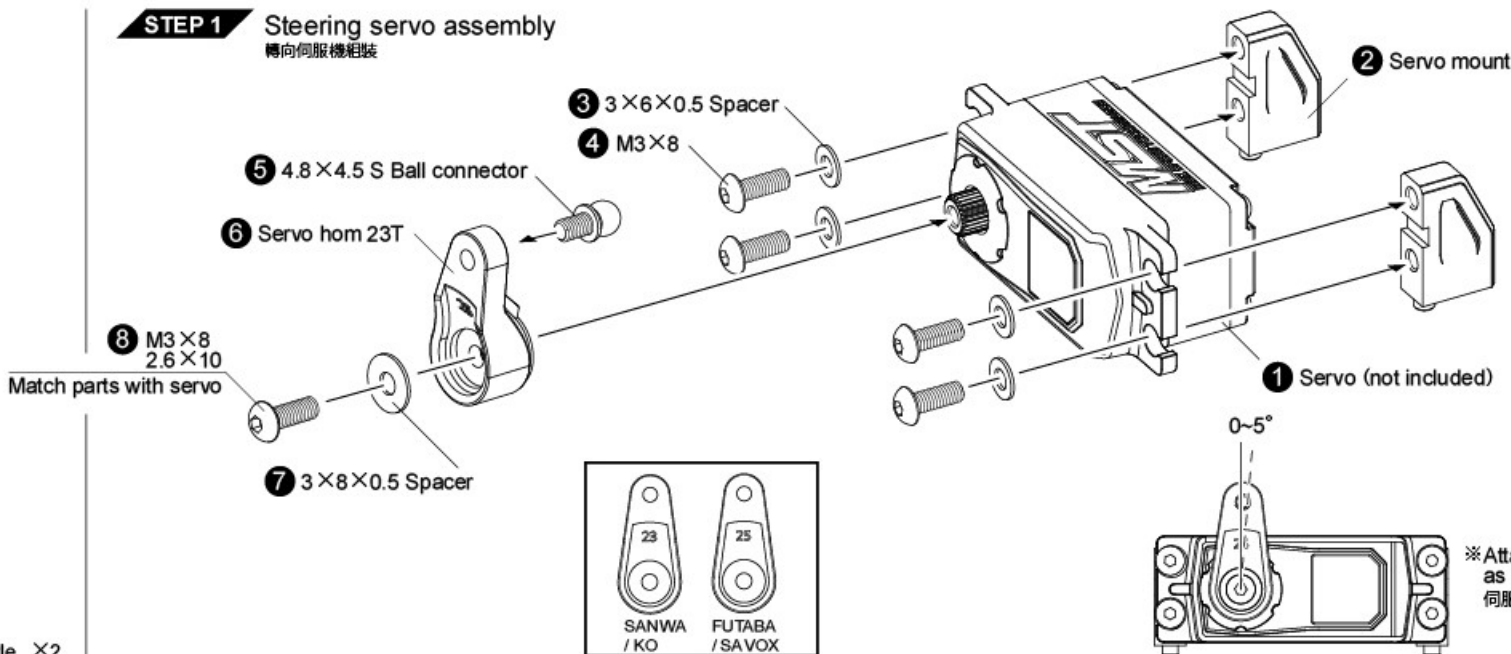


3×6×0.5 Spacer ×4
墊片

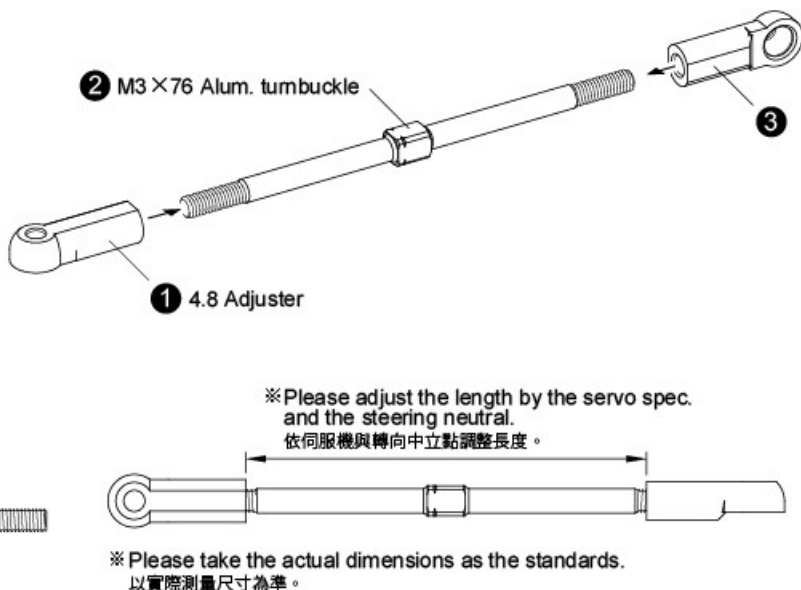


M3×76 Alum. turnbuckle ×1
鋁合金可調拉桿

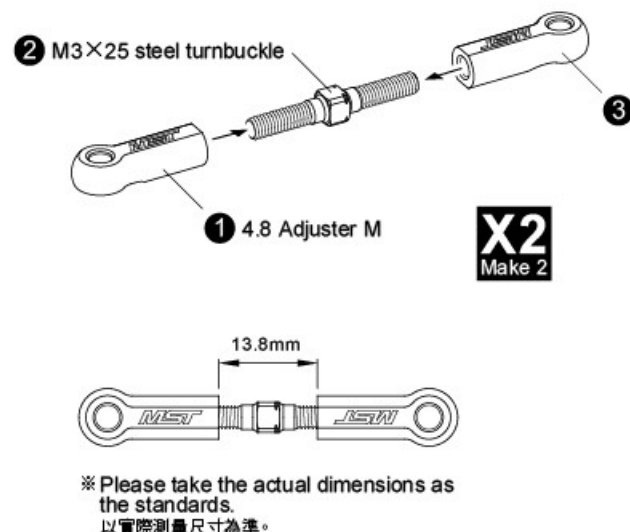
STEP 1 Steering servo assembly
轉向伺服機組裝

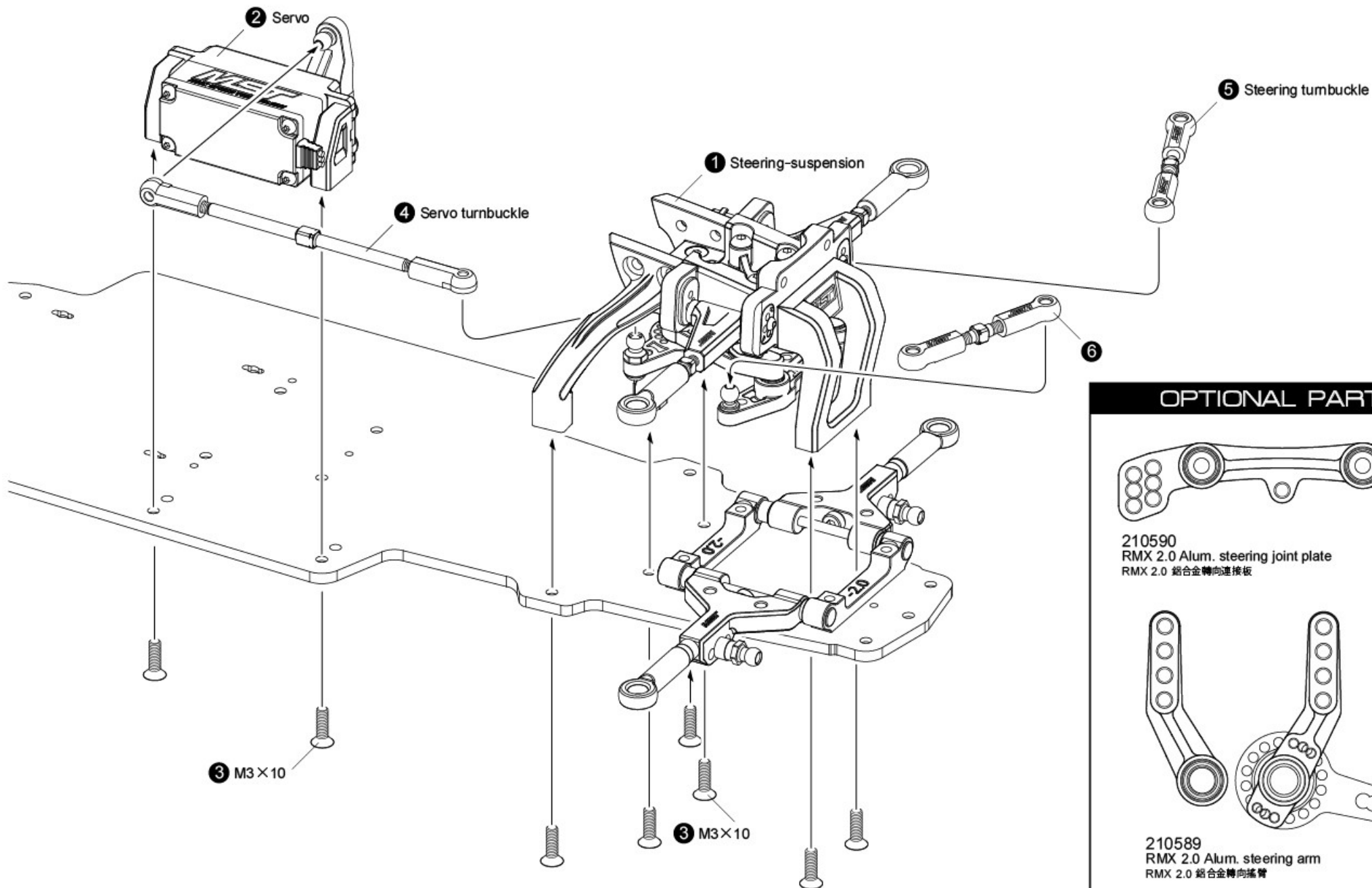


STEP 2 Servo saver turnbuckle assembly
伺服拉桿組裝

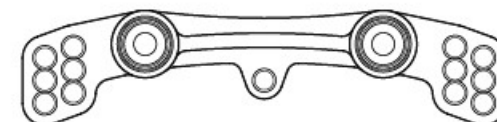


STEP 3 Steering adjuster assembly
轉向拉桿組裝

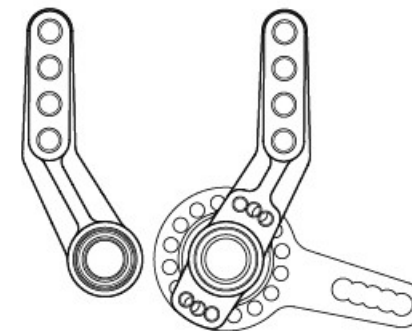


STEP 1 Attaching front steering-suspension
安裝前擋組

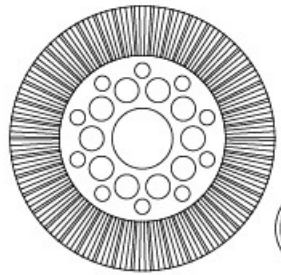
OPTIONAL PARTS



210590
RMX 2.0 Alum. steering joint plate
RMX 2.0 鋁合金轉向連接板



210589
RMX 2.0 Alum. steering arm
RMX 2.0 鋁合金轉向搖臂



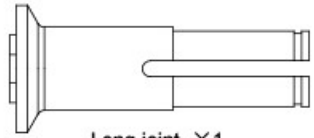
Bevel gear 42T ×1
傘齒



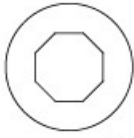
Diff. nut ×1
滾差螺帽座



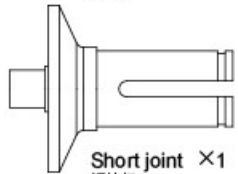
Alum. joint ring ×2
鋁合金接杆環



Long joint ×1
長接杆



Diff. plate ×2
滾差壓版



Short joint ×1
短接杆

Steel ball 3.0 ×10
鋼珠 3.0

Steel ball 1.5 ×8
鋼珠 1.5



M2.5×30 screw ×1
有頭螺絲(半牙)

Diff. spring ×1
滾差彈簧



10×15 Ball bearing ×2
培林



10×12×0.3 Spacer ×1
墊片



10×12×0.1 Spacer ×1
墊片



5×8×2.5 Bearing ×2
軸承

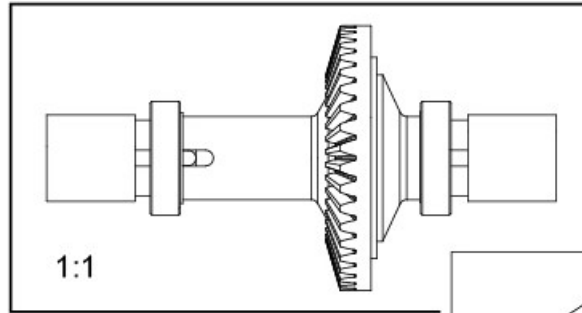


2.5×6 Spacer ×2
鋼板




3×6×0.5 Spacer ×1
墊片

STEP 1 Rear diff. set assembly
後滾差組裝

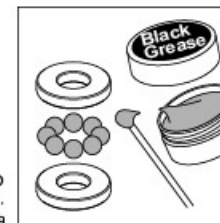
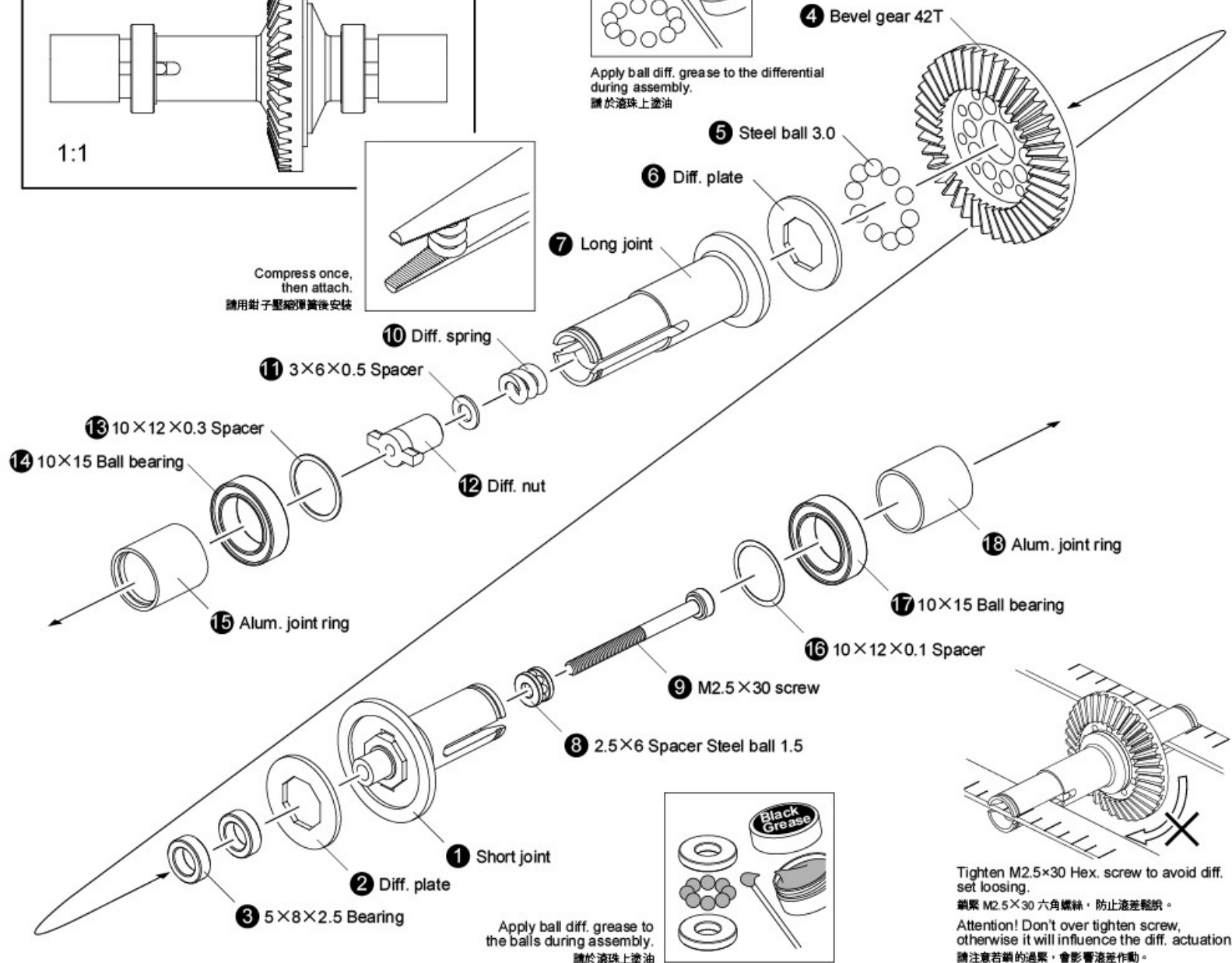


1:1

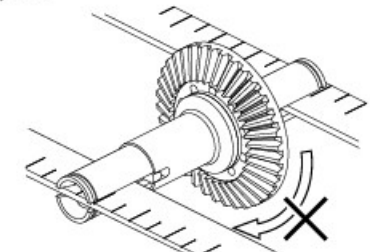
Compress once,
then attach.
請用鉗子壓縮彈簧後安裝



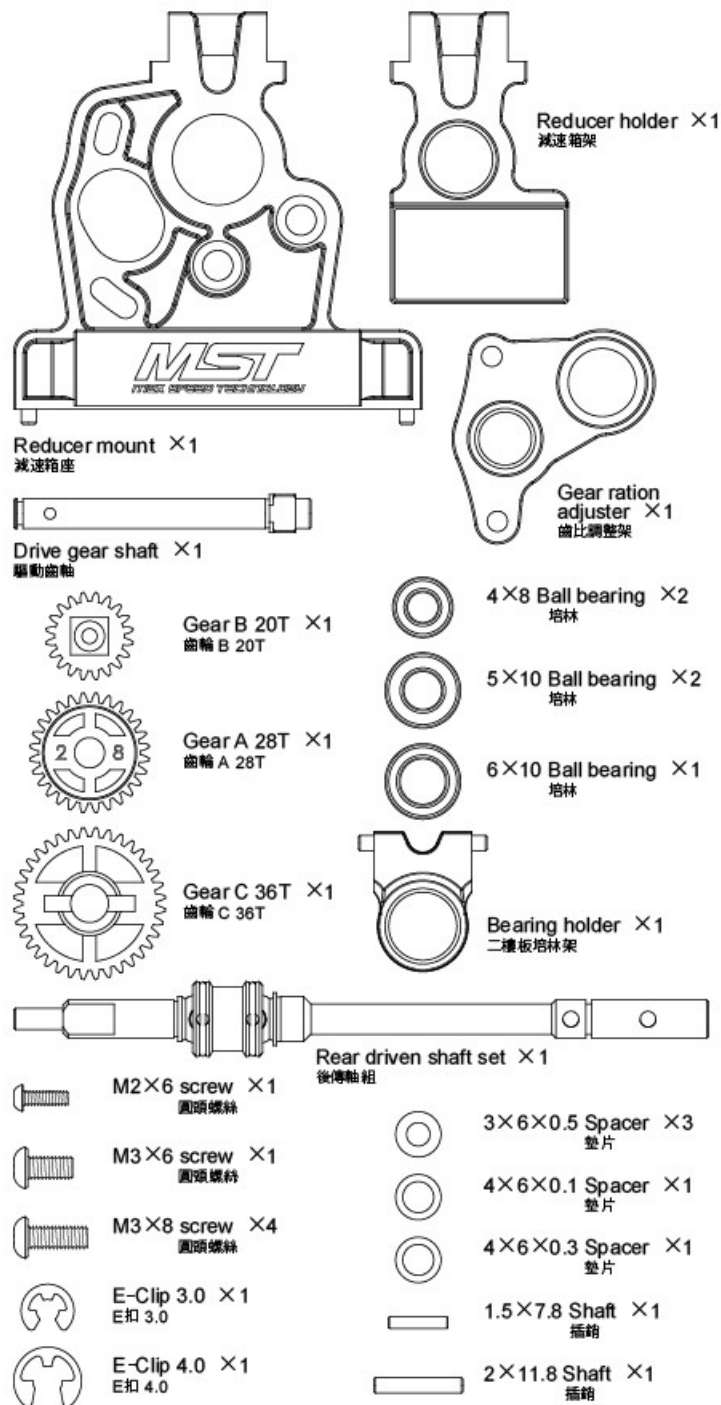
Apply ball diff. grease to the differential
during assembly.
請於滾珠上塗油



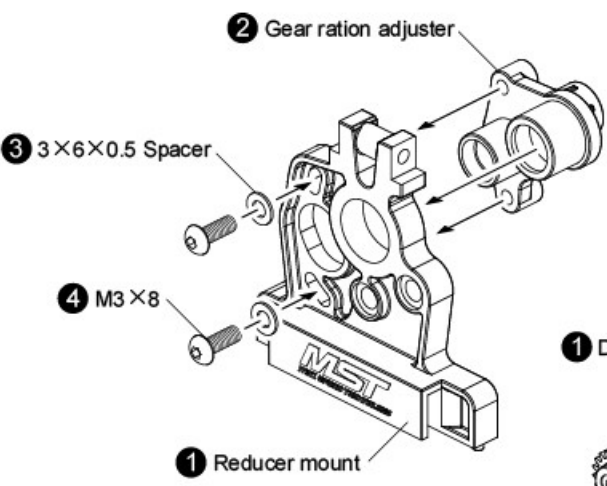
Apply ball diff. grease to
the balls during assembly.
請於滾珠上塗油



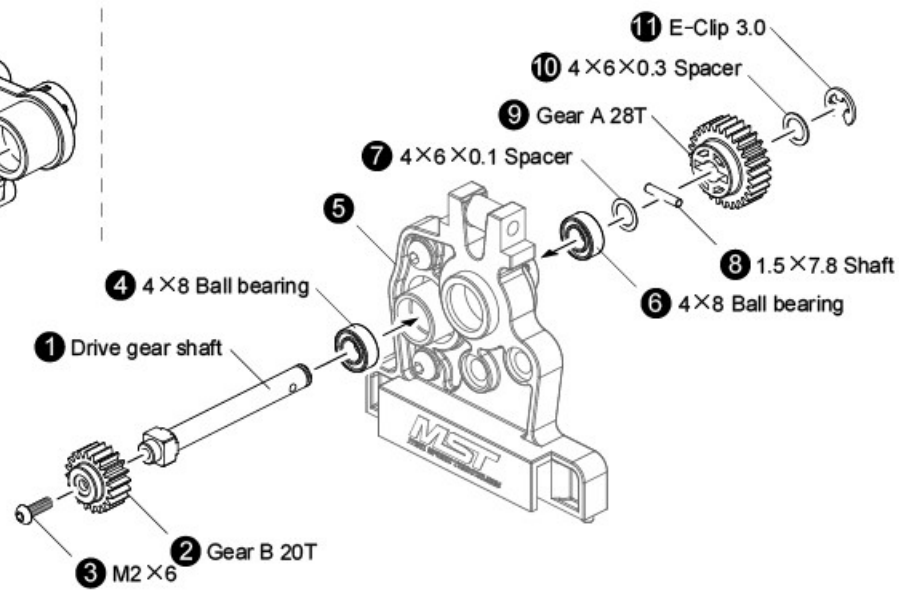
Tighten M2.5×30 Hex. screw to avoid diff.
set loosening.
鎖緊 M2.5×30 六角螺絲，防止滾差鬆脫。
Attention! Don't over tighten screw,
otherwise it will influence the diff. actuation.
請注意若鎖的過緊，會影響滾差作動。



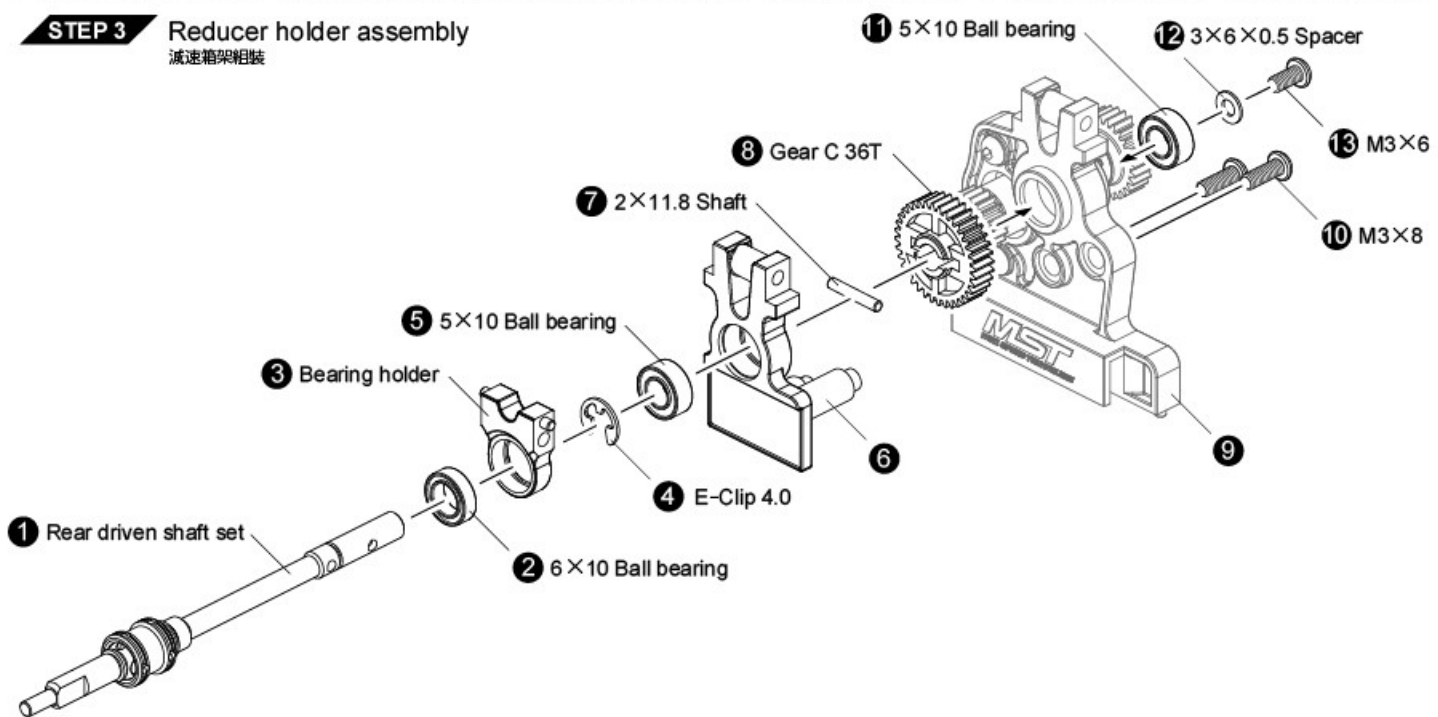
STEP 1 Gear ration adjuster assembly
齒比調整架組裝

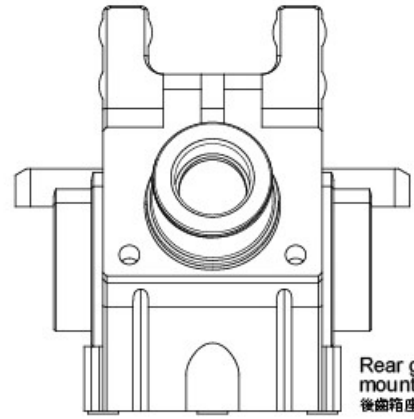


STEP 2 Drive gear assembly
驅動齒組裝

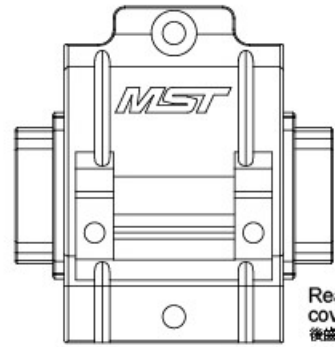


STEP 3 Reducer holder assembly
減速箱架組裝





Rear gear box mount ×1
後齒箱座



Rear gear box cover ×1
後齒箱蓋



Bevel gear 11T ×1
傘齒 11T



8×14 Ball bearing ×1
培林



5×10 Ball bearing ×1
培林



4.8×4.5 Copper ball connector ×2
銅製球頭螺絲

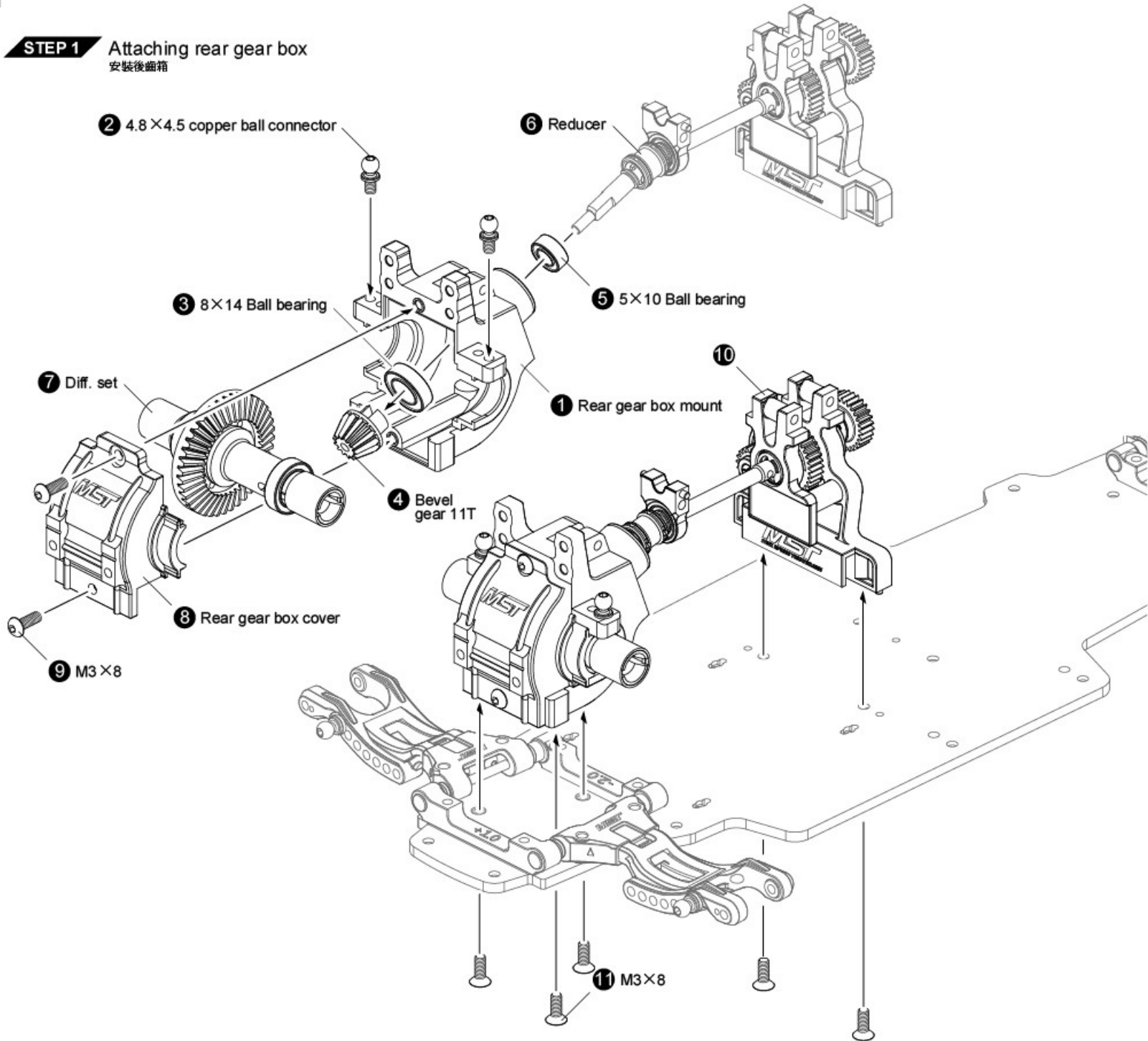


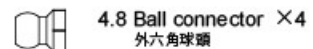
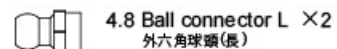
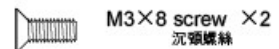
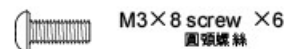
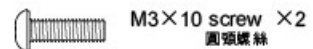
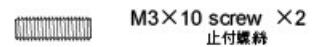
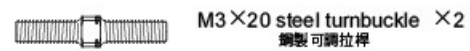
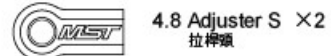

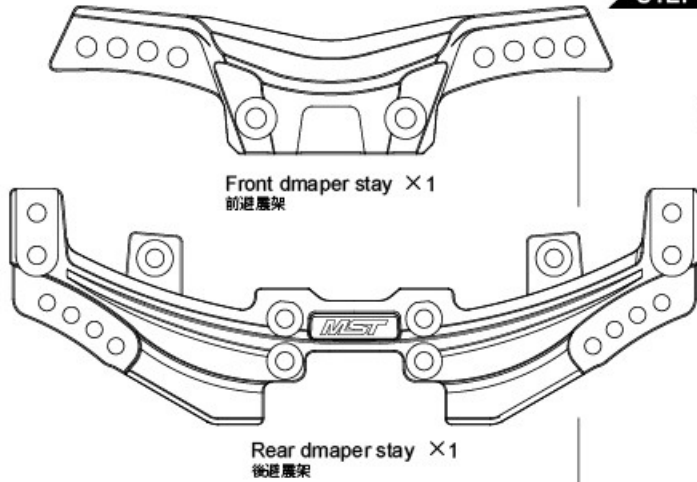
M3×8 screw ×2
圓頭螺絲



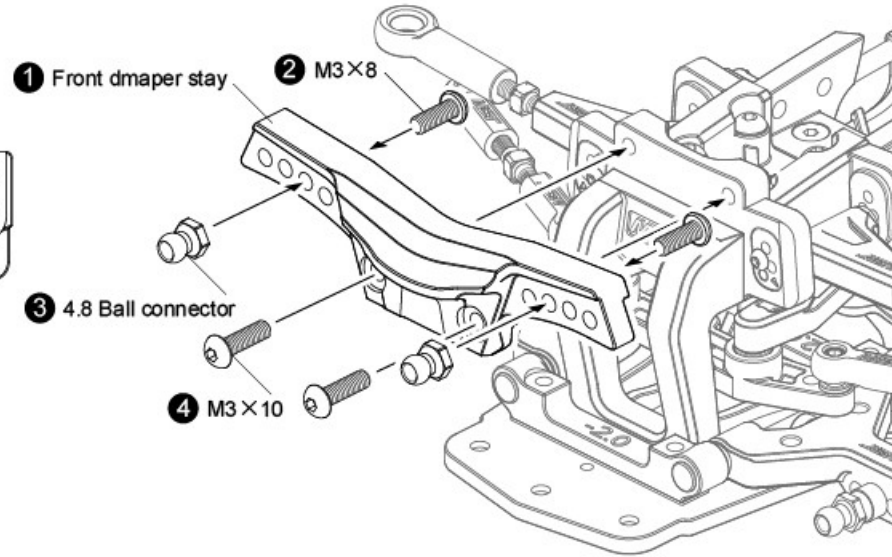
M3×8 screw ×5
沉頭螺絲

STEP 1 Attaching rear gear box
安裝後齒箱

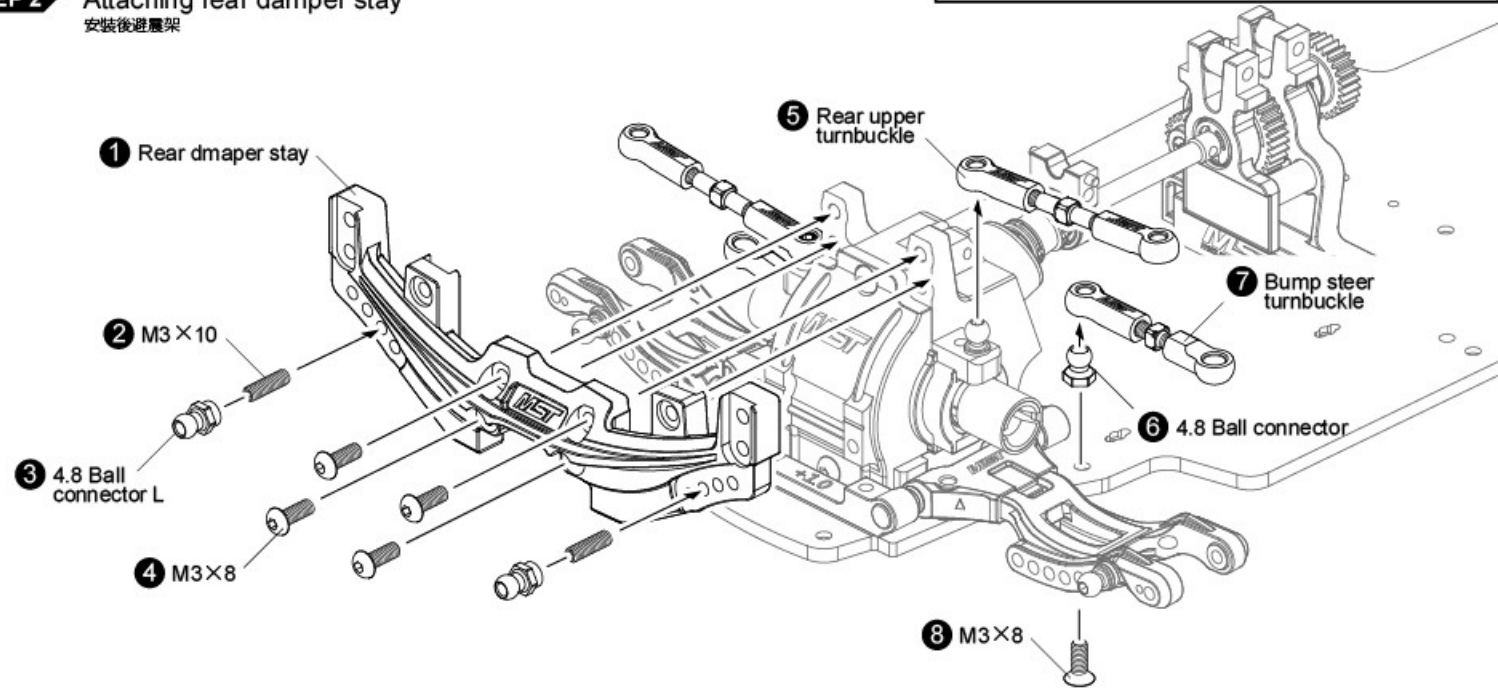




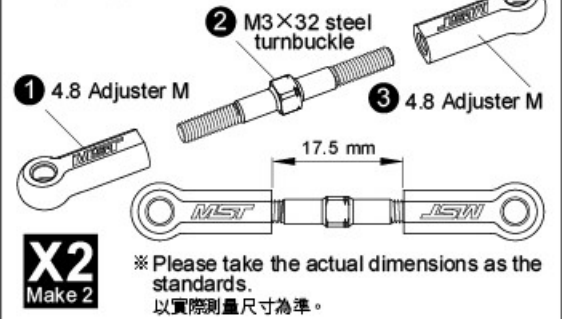
STEP 1 Attaching front damper stay
安裝前避震架



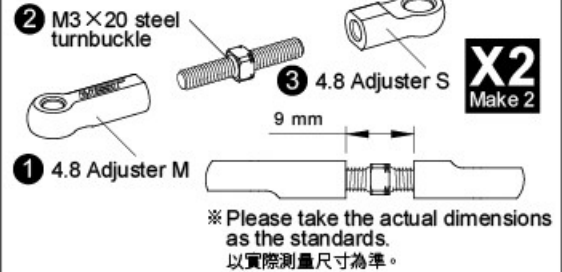
STEP 2 Attaching rear damper stay
安裝後避震架



Rear upper turnbuckle assembly
後上拉桿組裝



Bump steer turnbuckle assembly
轉向變化拉桿組裝





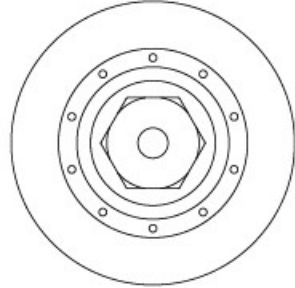
Front upright R × 1
前輪座 R



Front upright L × 1
前輪座 L



Brake calipers × 2
制車卡鉗



Wheel hubs (large)
(brake disc shaped) × 2
六角輪座(大)(制車碟型)



2WD Axle × 2
二驅輪軸



5.8×4 Ball connector L × 4
球頭螺絲(長)



4.8×4.5 Ball connector × 2
球頭螺絲



M2×4 screw × 2
圓頭螺絲



2×9.8 Shaft × 2
插銷

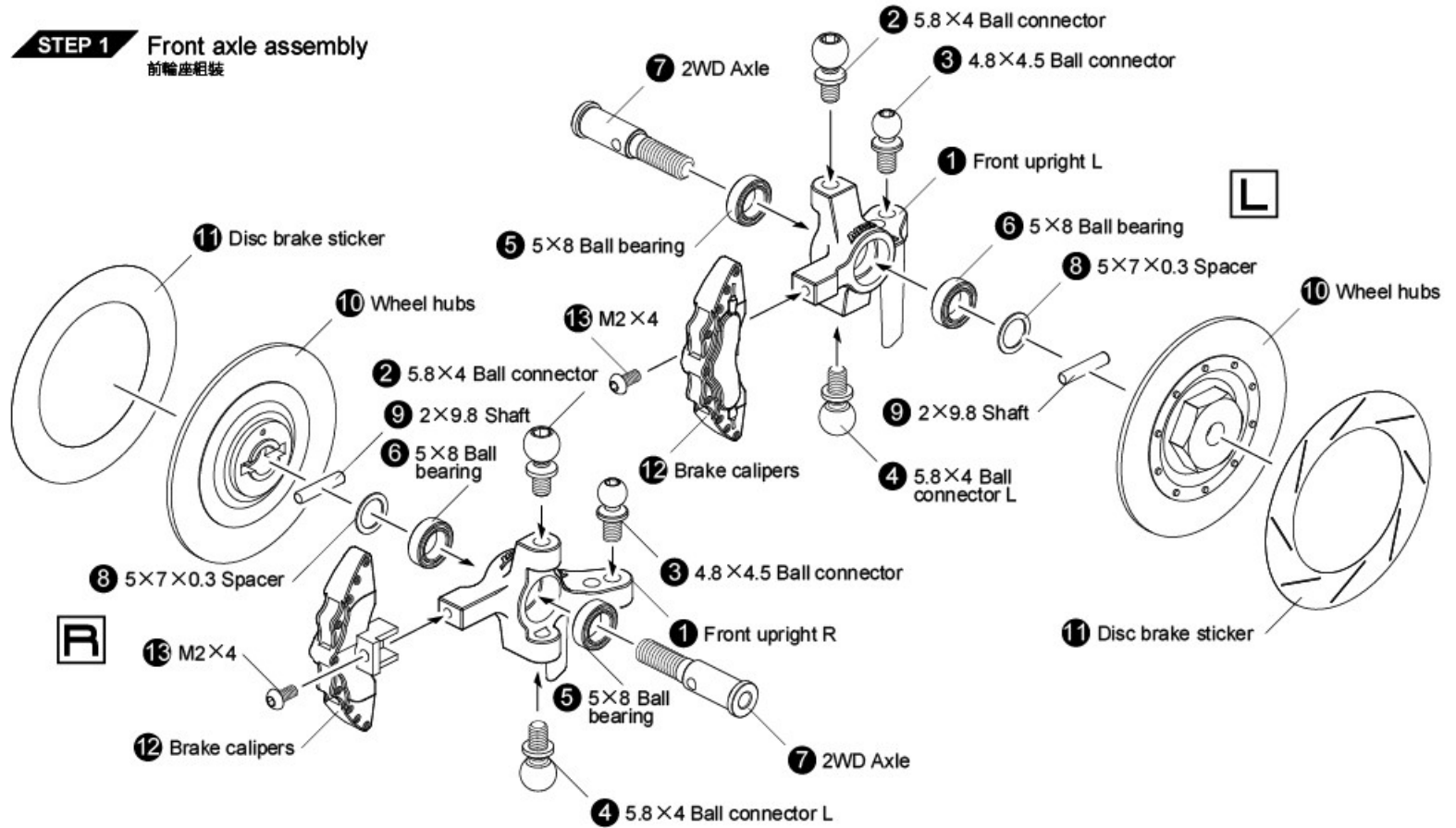


5×8 Ball bearing × 4
培林

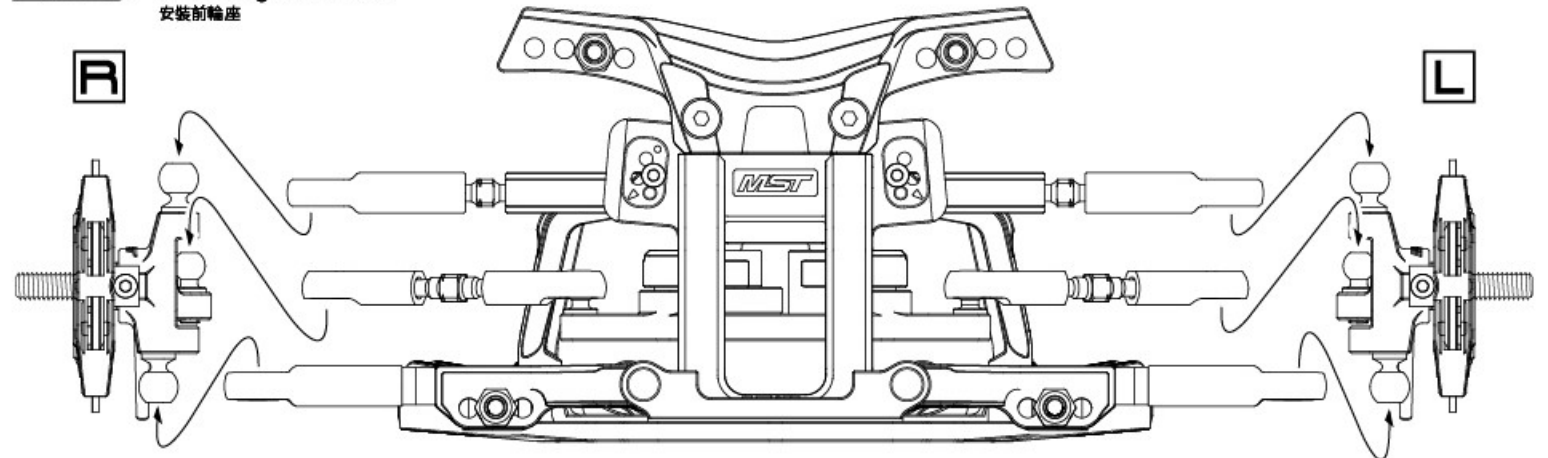


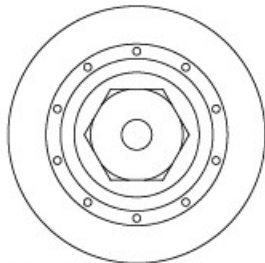
5×7×0.3 Spacer × 2
墊片

STEP 1 Front axle assembly
前輪座組裝



STEP 2 Attaching front axle
安裝前輪座

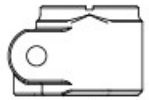




Wheel hubs (small)
(brake disc shaped) ×2
六角輪座(小)(剎車碟型)



Brake calipers ×2
剎車卡鉗



Rear upright mount ×2
輪座固定座



6×8×1 spacer ×2
墊片



Upright mount cover ×2
固定座下蓋



5×10 Ball bearing ×4
培林



6×10 Ball bearing ×4
培林



4.8×4.5 Ball connector S ×2
球頭螺絲(短)

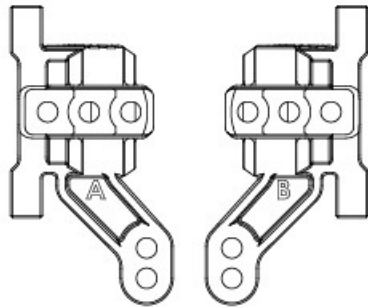


4.8×4.5 Ball connector ×2
球頭螺絲



M2.5×12 screw ×2
沉頭螺絲

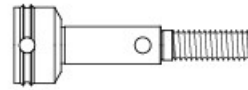
※ Please refer to the addendum of MB rear suspension instructions.
MB後懸吊請閱附件說明。



Rear upright A/B
後輪座 A/B



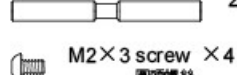
Steel CVD universal shaft 38.5 ×2
鋼製CVD傳動軸 38.5



Wheel axle ×2
萬向接杯



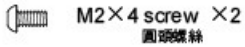
2×9.8 Shaft ×2
插銷



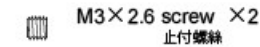
M2×3 screw ×4
圓頭螺絲



2.6×25 Shaft ×2
插銷



M2×4 screw ×2
圓頭螺絲



M3×2.6 screw ×2
止付螺絲

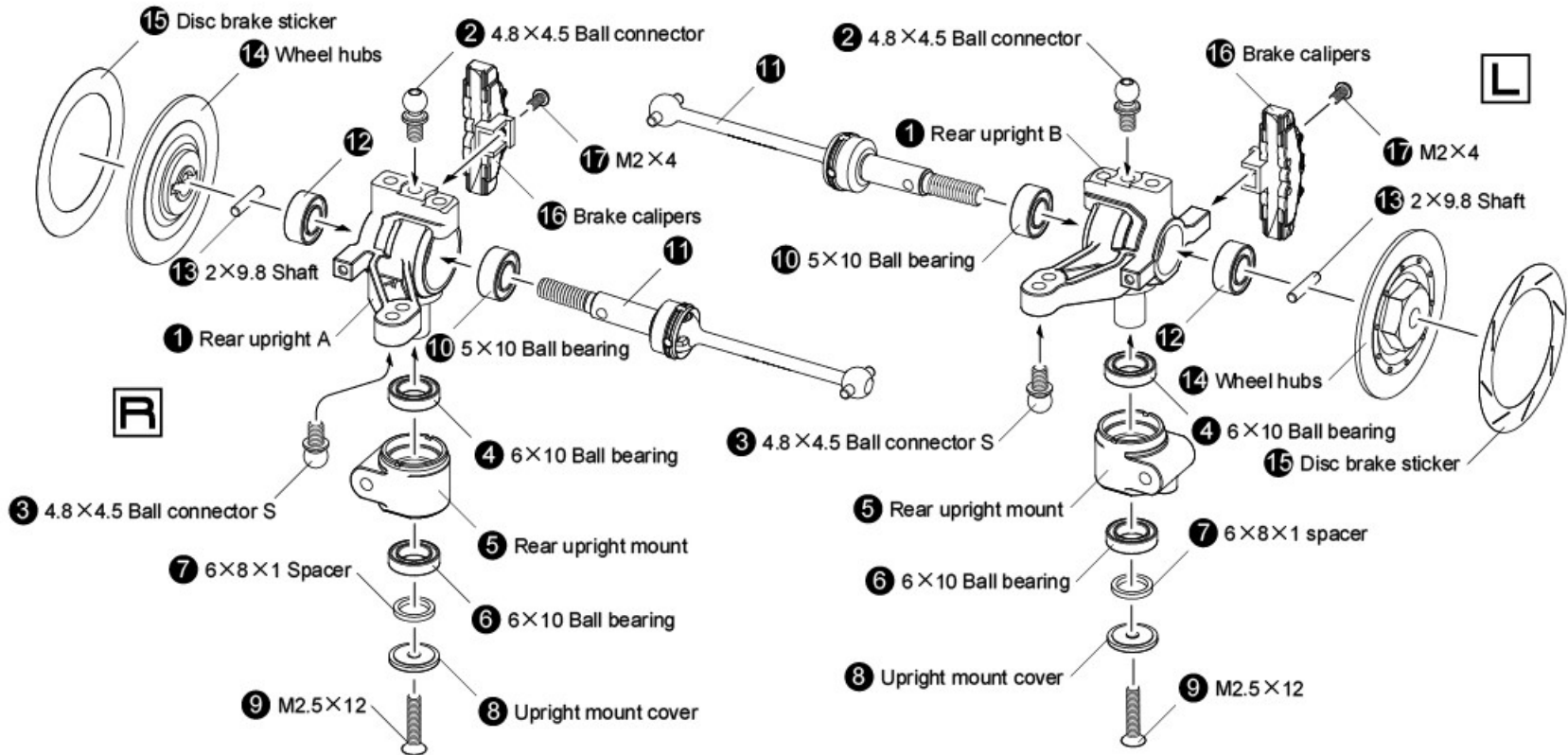


2×9.8 Shaft ×2
插銷

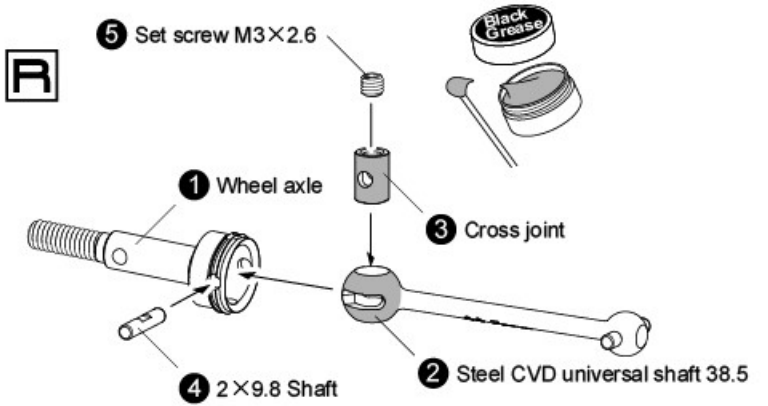


Cross joint ×2
連接軸

STEP 2

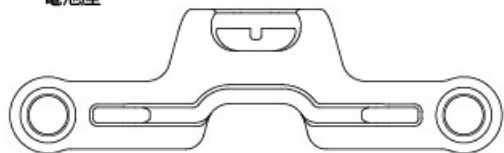


STEP 1 Rear axle assembly
後輪座組裝

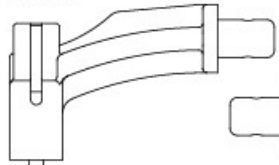


PARTS BAG 8

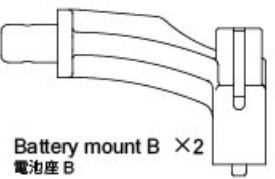
BATTERY MOUNT 電池座



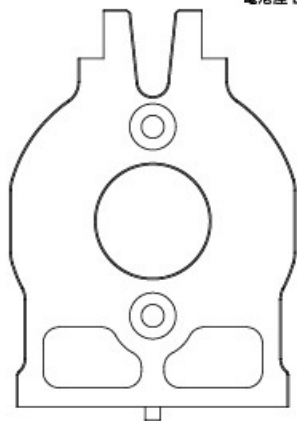
Battery mount C × 2
電池座 C



Battery mount A × 2
電池座 A



Battery mount B × 2
電池座 B



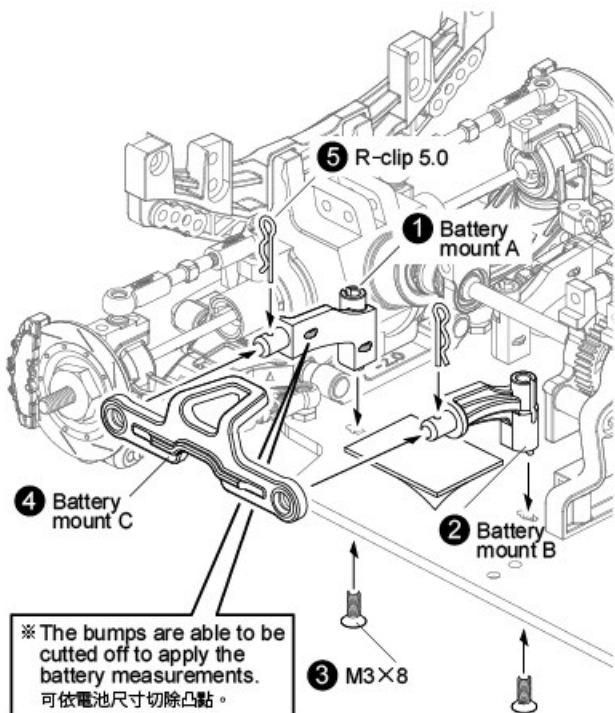
Alum. mid-motor mount × 1
鋁合金中置馬達座

R-clip 5.0 × 4
R銷 5.0

M3×8 screw × 6
沉頭螺絲

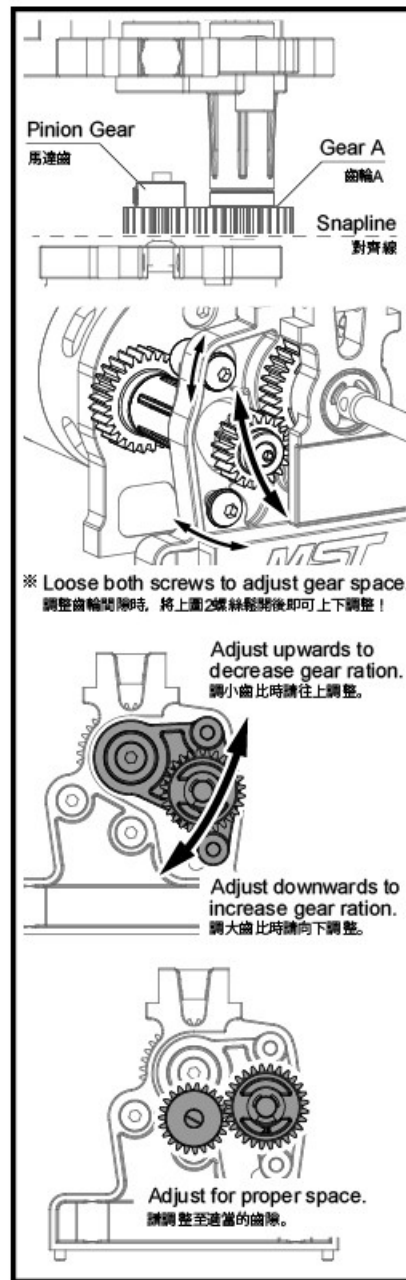
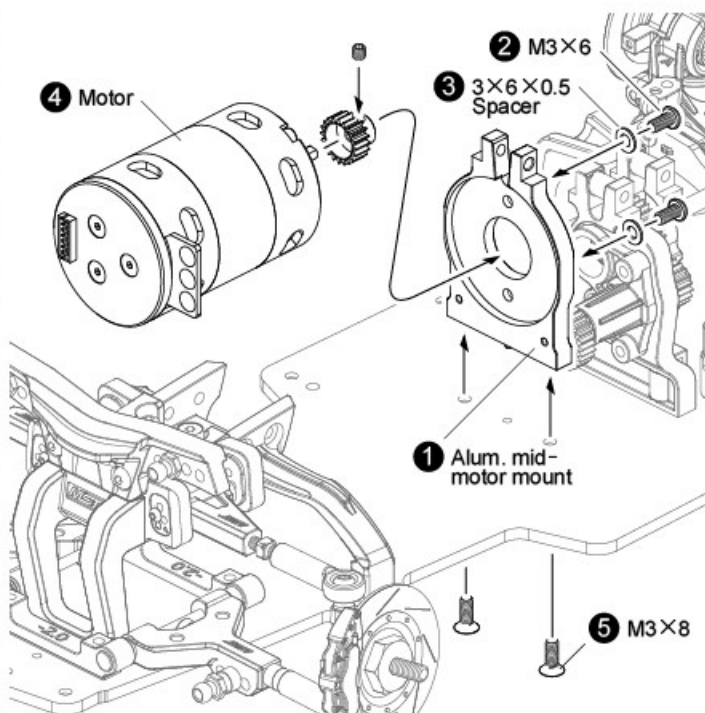
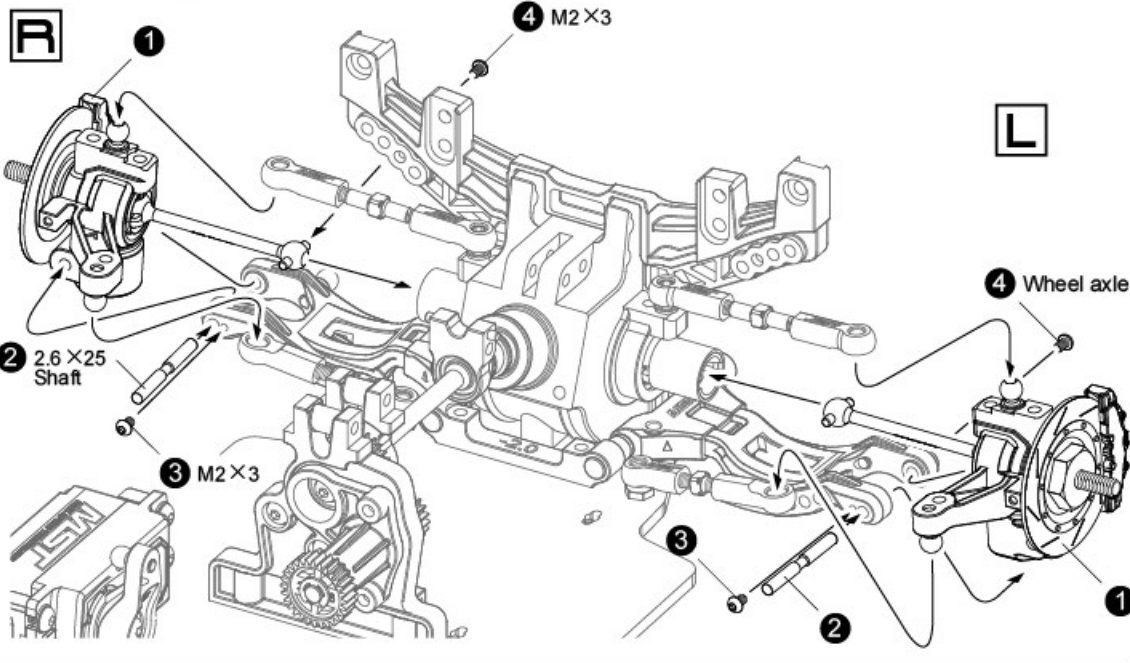
M3×6 screw × 2
圓頭螺絲

3×6×0.5 Spacer × 2
墊片

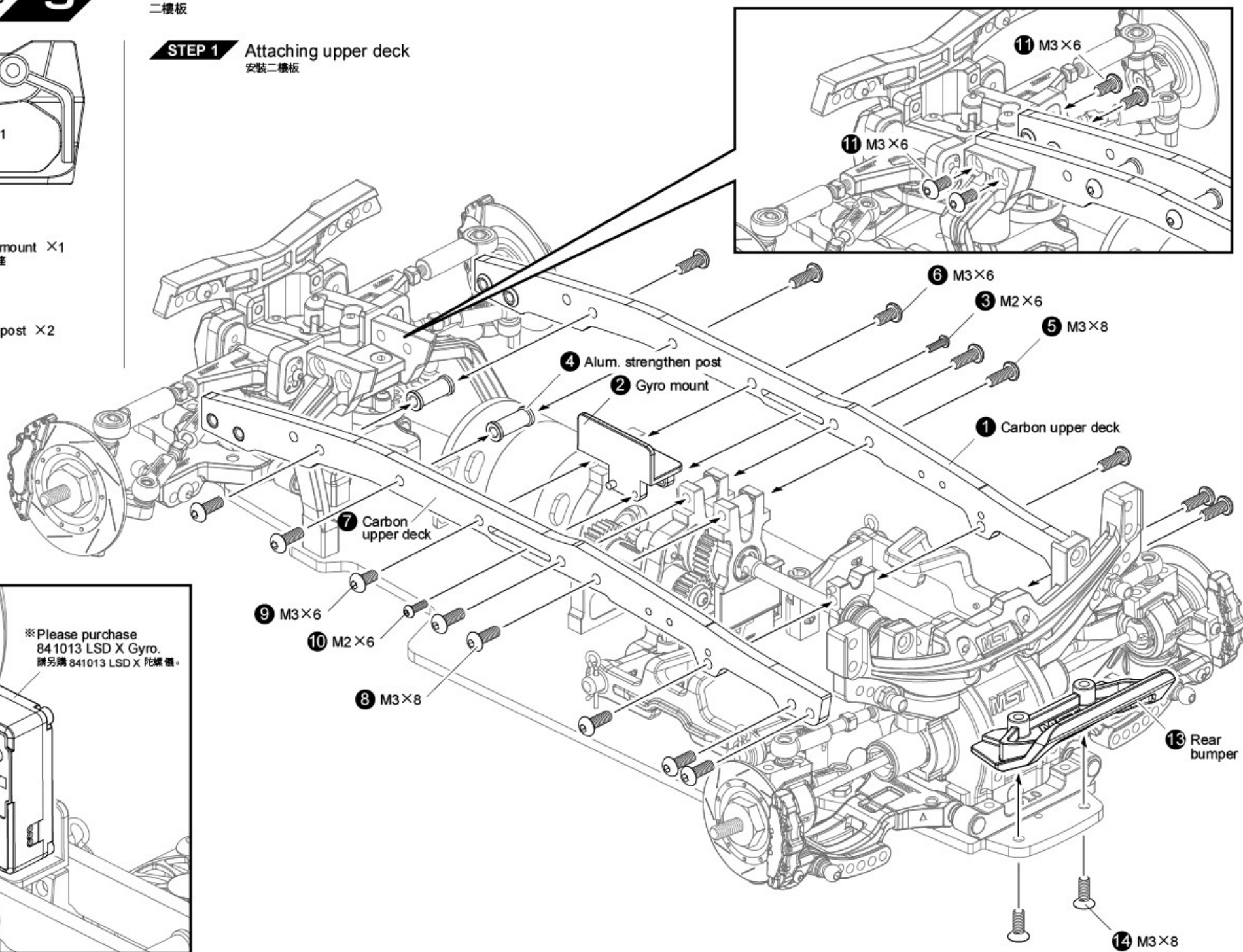
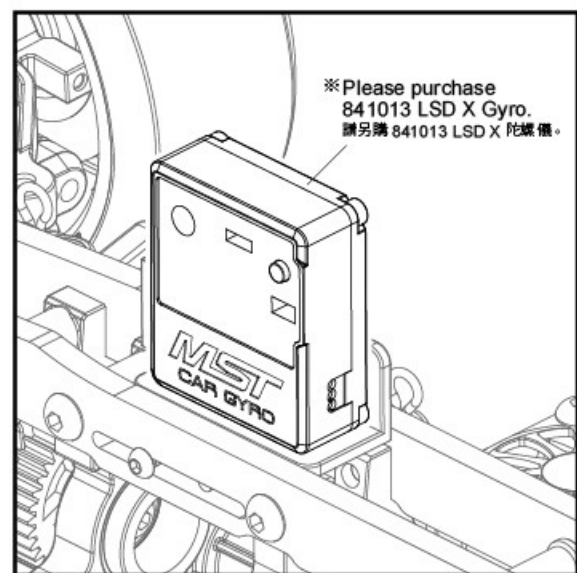
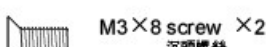
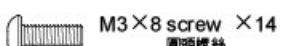
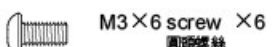
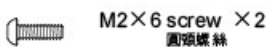
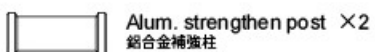


※ The bumps are able to be cutted off to apply the battery measurements.
可依電池尺寸切除凸點。

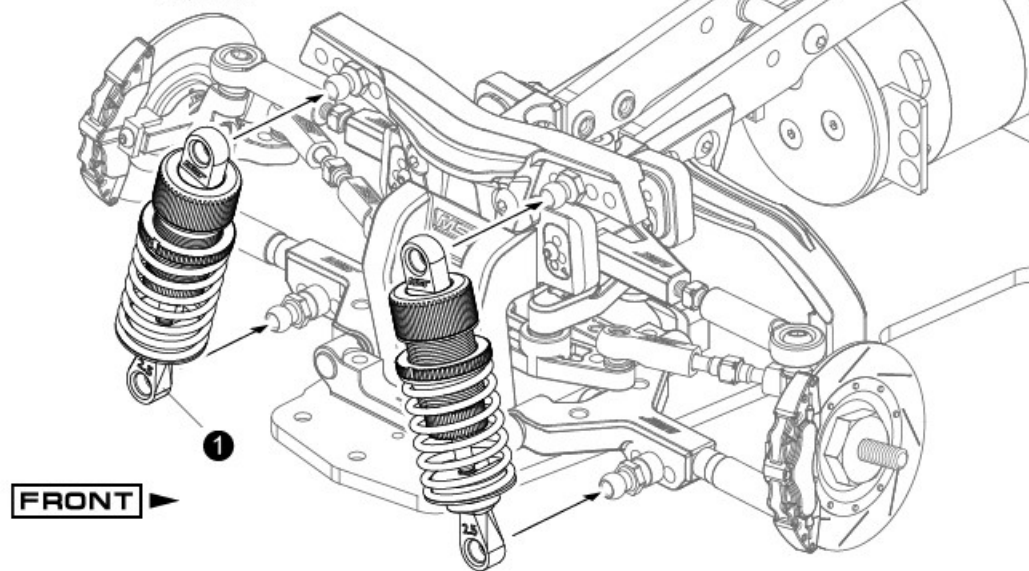
STEP 3 Attaching rear axle 安裝後輪座



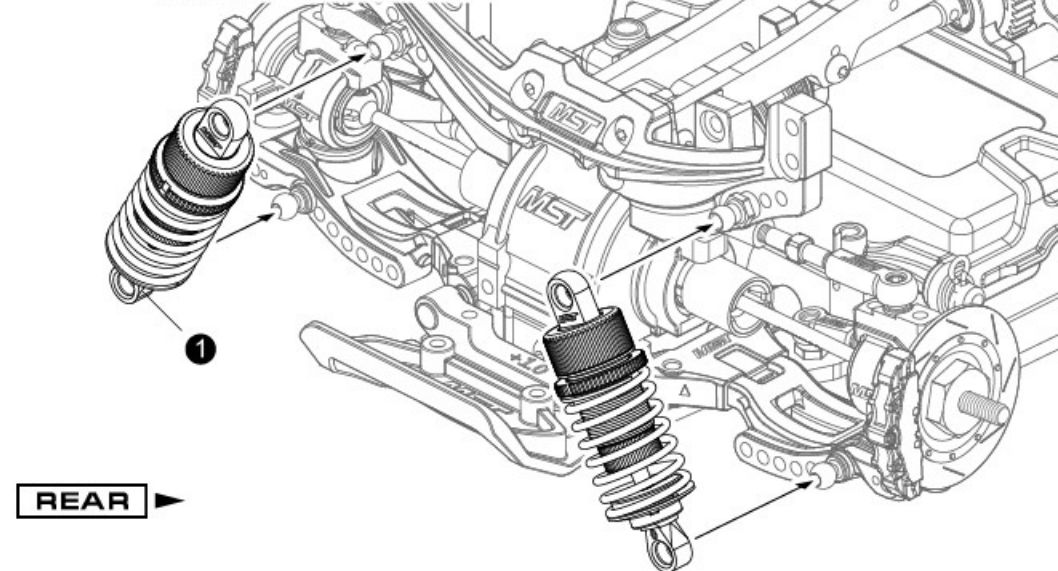
STEP 1 Attaching upper deck
安裝二樓板



STEP 2 Attaching front damper
安裝前避震器



STEP 3 Attaching rear damper
安裝後避震器



PARTS ← **WHEELS**
輪胎

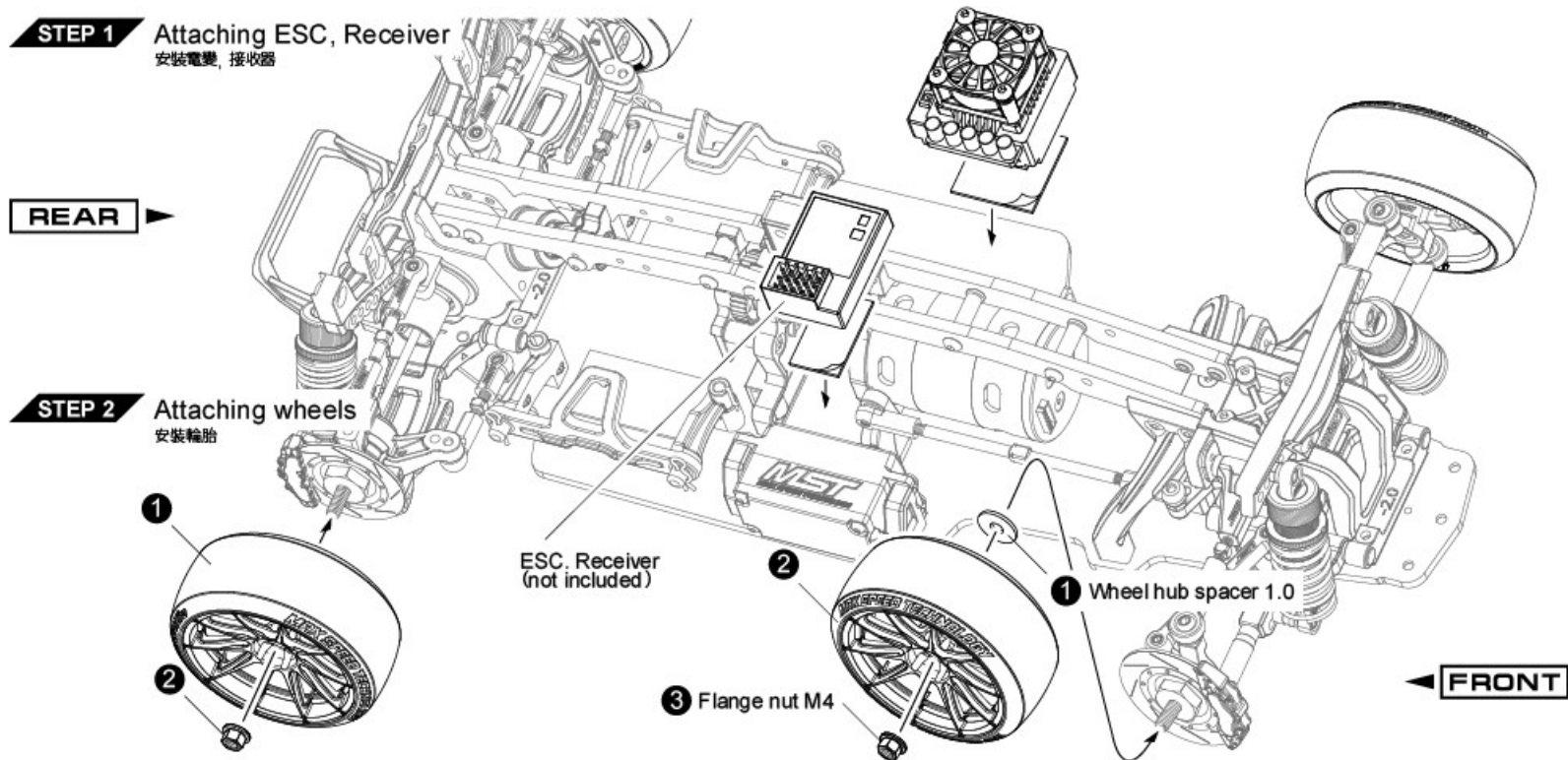


※ NOT including.
Please refer to MST website for the wheel & tire types.
胎框組須另購，詳情請見官網。
[www.rc-mst.com]

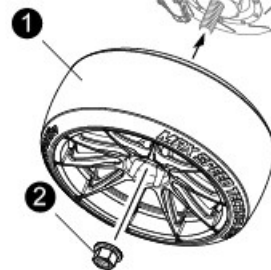
Flange nut M4 × 4
凸緣螺帽 M4
(Tools bag)

Wheel hub spacer 1.0 × 2
輪座墊片 1.0
(Tools bag)

STEP 1 Attaching ESC, Receiver
安裝電變，接收器



STEP 2 Attaching wheels
安裝輪胎

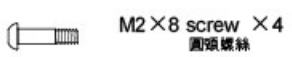
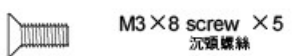
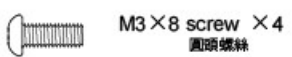
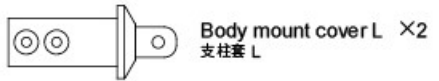

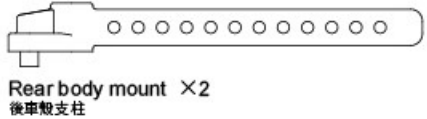
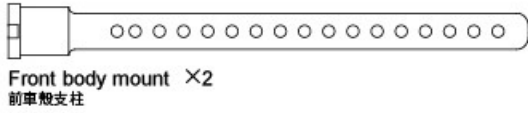
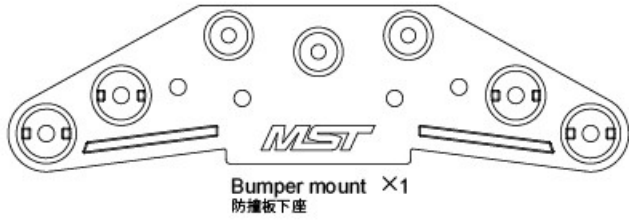


ESC. Receiver
(not included)

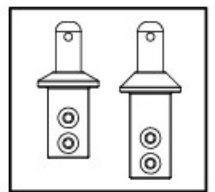
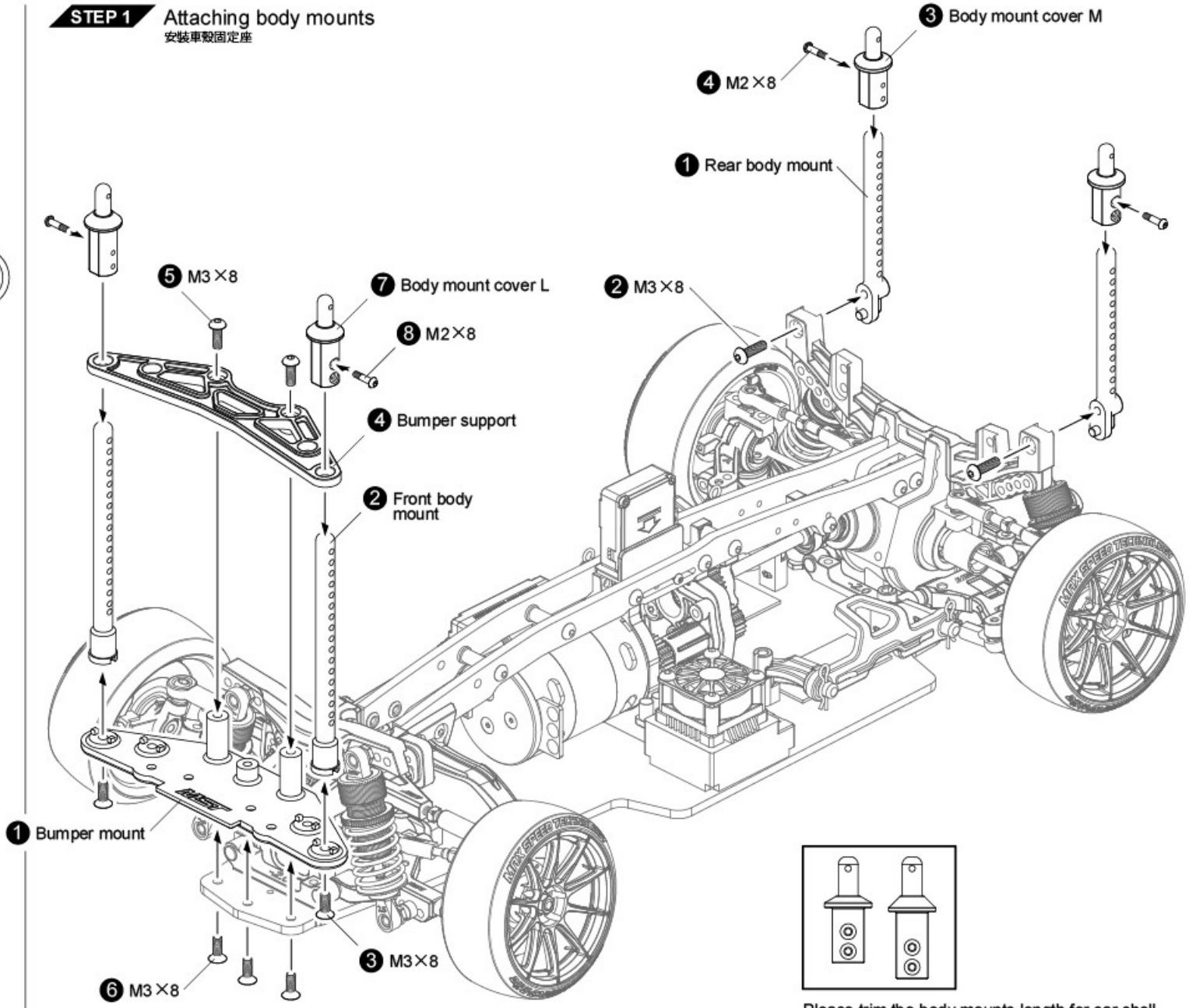
3 Flange nut M4

1 Wheel hub spacer 1.0

← **FRONT**

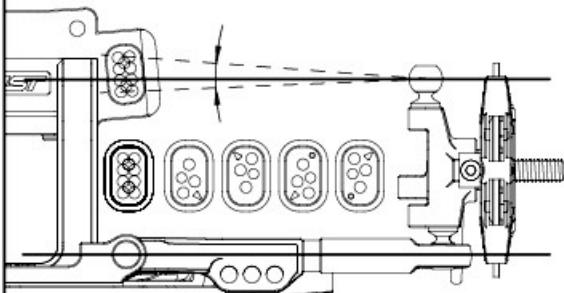


STEP 1 Attaching body mounts
安裝車殼固定座

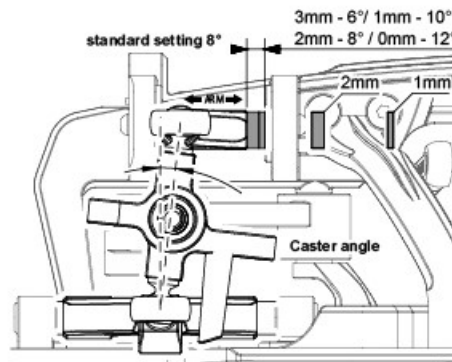


Please trim the body mounts length for car shell, then attach the body mount cover.
請依車殼高度裁切車殼支柱之長度再安裝支柱套。

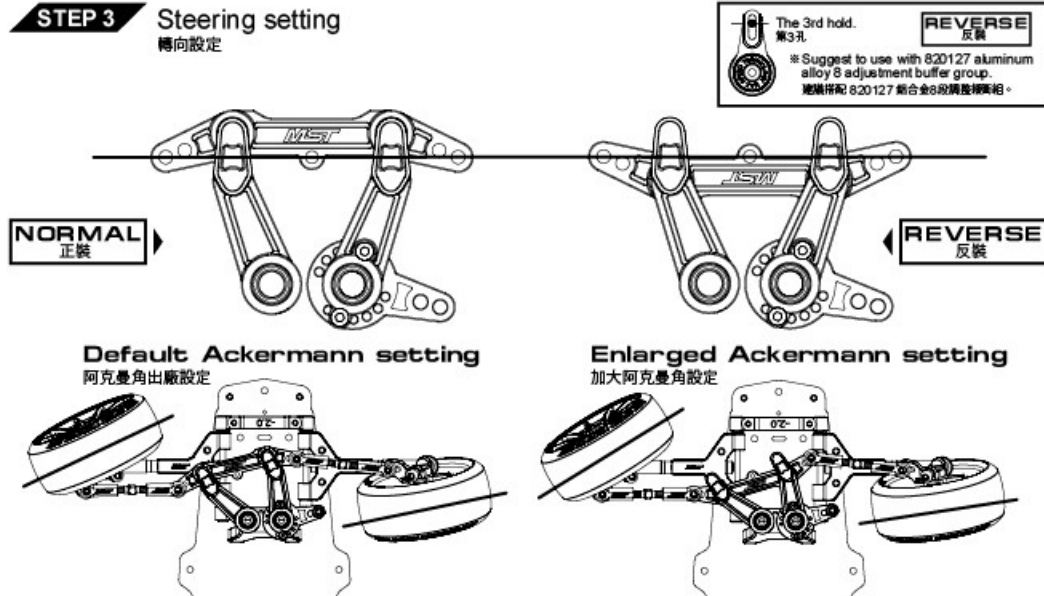
STEP 1 Front upper arm setting 前上擺臂設定



STEP 2 Rear caster angle setting 後傾角設定

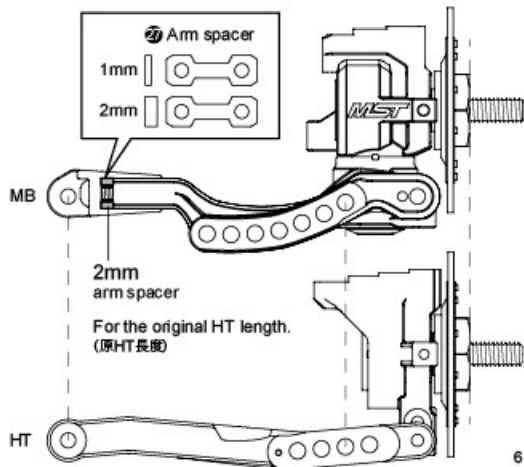


STEP 3 Steering setting 轉向設定

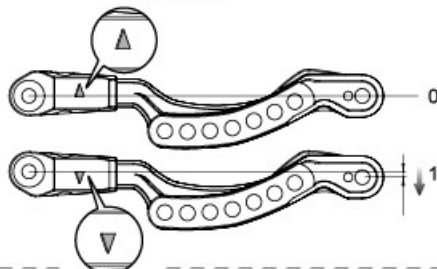


STEP 1 Adjust the arm length 擺臂長度調整

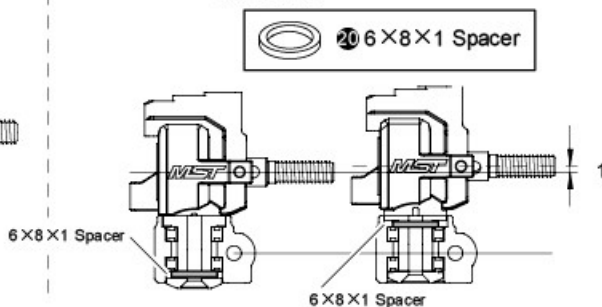
* Adjustable range of 0-6mm.
可調範圍0-6mm



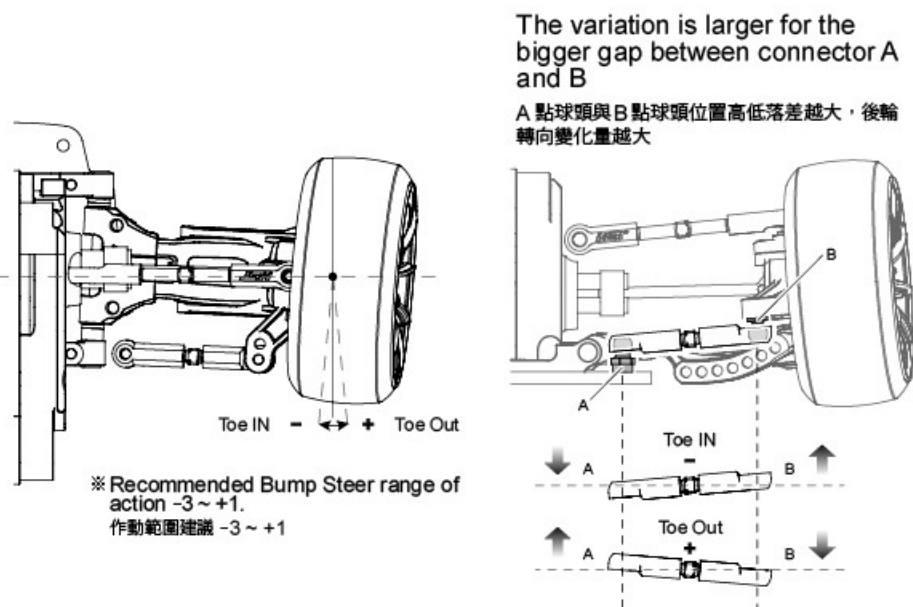
STEP 2 Adjust the arm hingness 擺臂高度調整



STEP 3 Adjust the knuckle highness 輪座高低調整



STEP 4 Adjust the bump steer variation 後輪轉向變化量調整



Caster

6°
 8°
 10°
 12°

Steering

FRONT **REAR**

Tire: _____

 Wheel: _____

 Offset: _____

Front upright

0 mm
 0 mm
 0 mm

Front suspension

Camber: 6.5°
 Toe-in: 10°

1 mm
 85 mm
 138 mm
 5 mm

Ride height: 6 mm ↑ GROUND

Rear suspension

Camber: 4°
 Toe-in: -2.5°

17.5 mm
 0 mm
 0 mm
 2 mm

GROUND ↓ Ride height: 6 mm

Rear upright

Rear diff

Spool
 Gear diff
 Alum spool

Ball diff.
 Diff oil _____

Front Suspension mount Rollcenter

-2.0
 0.5 mm
 0 mm

Rear Suspension mount Rollcenter

-2.0
 0 mm
 +1.0
 0.5 mm

Front damper

Shock oil: #10
 Spring: 31 mm Ø1.1
 Spring color: Gold
 Piston: Ø1.2 mm
 Piston hole: 3

4 mm
 66.5 mm

Rear damper

Shock oil: #10
 Spring: 31 mm Ø1.1
 Spring color: Purple-yellow
 Piston: Ø1.2 mm
 Piston hole: 3

2 mm
 64 mm

Gear A × Gear C × Big Bevel Gear ÷ Gear B ÷ Small Bevel Gear ÷ Pinion Gear = Gear ratio

28T × 36T × 42 T ÷ 20T ÷ 13 T ÷ _____ T = _____

Motor & ESC: _____ Battery: _____

	1st Reduction Gear 1次減速齒	2nd Reduction Gear 2次減速齒	3rd Reduction Gear 3次減速齒
PASSIVE GEAR 被動齒	Gear A 齒輪A 30T	Gear C 齒輪C 36T	Big Bevel Gear 大傘齒 42T
ACTIVE GEAR 主動齒	Pinion Gear 馬達齒	Gear B 齒輪B 20T	Small Bevel Gear 小傘齒 11T

For Gear A 28T

3rd Reduction rate.
3次減速比



































































Pinion Gear 馬達齒	210362 32T/18T 1.78	210026 34T/18T 1.89	210034 36T/17T 2.12	210025 40T/16T 2.50	210025 40T/13T 3.08	210036 42T/11T 3.82
18	4.98	5.29	5.93	7.00	8.62	10.69
19	4.72	5.01	5.62	6.63	8.16	10.13
20	4.48	4.76	5.34	6.30	7.75	9.62
21	4.27	4.53	5.08	6.00	7.38	9.16
22	4.07	4.33	4.85	5.73	7.05	8.75
23	3.90	4.14	4.64	5.48	6.74	8.37

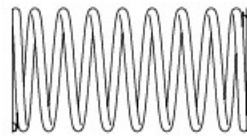



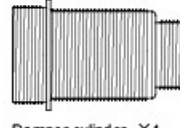

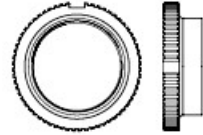

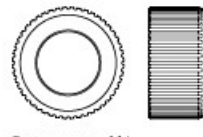




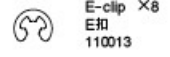

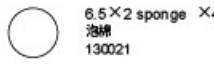


For Gear A 30T (210402)

3rd Reduction rate.
3次減速比

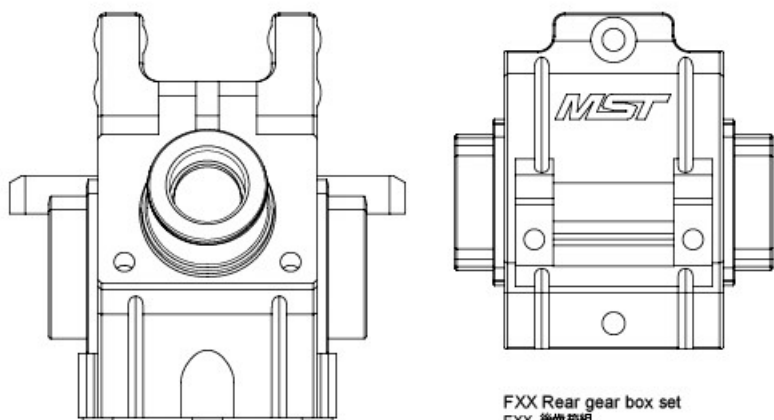
Pinion Gear 馬達齒	210362 32T/18T 1.78	210026 34T/18T 1.89	210034 36T/17T 2.12	210025 40T/16T 2.50	210035 40T/13T 3.08	210036 42T/11T 3.82
16	6.00	6.37	7.15	8.44	10.38	12.89
17	5.64	6.00	6.73	7.94	9.77	12.13
18	5.33	5.67	6.35	7.50	9.23	11.45
19	5.05	5.37	6.02	7.11	8.74	10.85
20	4.80	5.10	5.72	6.75	8.31	10.31
21	4.57	4.86	5.45	6.43	7.91	9.81

PARTS

	M2×3 screw ×4 圓頭螺絲	110082		3×6×0.5 Spacer ×10 墊片	110047		1.5×7.8 Shaft ×1 插銷	110059		Cross joint ×2 連接軸 820030		Steel ball 3.0 ×10 鋼珠 3.0 110020
	M2×4 screw ×8 圓頭螺絲	110004		3×8×0.5 Spacer ×1 墊片	110048		2×9.8 Shaft ×4 插銷	110017		Diff. spring ×1 滾差彈簧 310032		2.5×6 Thrust bearing ×1 止推培林 120008
	M2×6 screw ×3 圓頭螺絲	110044		4×6×0.1 Spacer ×1 墊片	820015		2×9.8 Shaft ×2 插銷	110046		E-clip 3.0 ×1 E扣 3.0 110070		
	M2×8 Screw ×2 圓頭螺絲	110063		4×6×0.3 Spacer ×1 墊片	820017		2×11.8 Shaft ×1 插銷	110019		E-clip 4.0 ×1 E扣 4.0 110037		
	M2×8 screw ×4 圓頭螺絲(半牙)	110045		5×7×0.3 Spacer ×2 墊片	820020		2×28 Shaft ×2 插銷	310103		Flange nut M4 ×4 凸緣螺帽 110015		
	M2.5×12 Screw ×8 圓頭螺絲	110065		10×12×0.1 Spacer ×1 墊片	820022		2.6×25 Shaft ×2 插銷	310035		Wheel hub spacer 1.0 ×2 軸座墊片 1.0 820049		
	M3×6 screw ×9 圓頭螺絲	110001		10×12×0.3 Spacer ×1 墊片	820024		2.5×46 Arm shaft ×4 擺臂插銷	310048		R-clip 5.0 ×10 R-銷 5.0 820075		
	M3×8 screw ×35 圓頭螺絲	110002		3×6×2.5 Bearing ×4 軸承	120024		4.8×4.5 Ball connector (S) ×3 球頭螺絲(短)	210433		Diff. plate ×2 滾差基板 310033		
	M3×10 screw ×3 圓頭螺絲	110026		5×8×2.5 Bearing ×2 軸承	120017		4.8×4.5 Ball connector ×8 球頭螺絲	310001		2WD Axle ×2 二聯軸 820095		
	M3×14 screw ×4 圓頭螺絲	110061		4×8 Ball bearing ×2 培林	120013		4.8×6 Ball connector ×2 內六角球頭	310050		Wheel axle ×2 萬向接杆 310065		
	M3×16 screw ×2 圓頭螺絲	110086		5×8 Ball bearing ×4 培林	120003		5.8×4 Ball connector (L) ×4 球頭螺絲(長)	210491		Suspension mount spacer 0.5mm ×2 擺臂座墊片 0.5mm 820083		
	2.6×10 Screw ×1 自攻圓頭螺絲	110025		6×10×2.5 Ball bearing ×4 培林	120025		M3×20 Steel turnbuckle ×4 鋼製可調拉桿	810002		Drive gear shaft ×1 驅動齒軸 310052		
	M2.5×12 Screw ×2 沉頭螺絲	110109		6×10 Ball bearing ×5 培林	120014		M3×25 Steel turnbuckle ×2 鋼製可調拉桿	810003		Steel CVD universal shaft 38.5 ×2 鋼製CVD傳動軸 38.5 820010		
	M3×8 screw ×30 沉頭螺絲	110005		8×14 Ball bearing ×1 培林	120007		M3×32 Steel turnbuckle ×2 鋼製可調拉桿	810005				
	M3×10 Screw ×8 沉頭螺絲	110052		10×15 Ball bearing ×2 培林	120001		M3×76 Alum. turnbuckle ×1 鋁合金可調拉桿	810016				
	M3×12 Screw ×2 沉頭螺絲	110043										
	M3×20 Screw ×2 沉頭螺絲	110101										
	M3×2.6 screw ×2 止付螺絲	110060										
	M3×10 screw ×2 止付螺絲	110032										
	M2.5×30 screw ×1 有頭螺絲(半牙)	110053										
	M3×40 Screw ×2 有頭螺絲(半牙)	110091										

	Soft coil spring 31mm ×2 (purple-yellow) 軟避震彈簧 31mm (紫黃) 820104-4			Damper retainer ×4 避震器彈簧座 820055
	Hard coil spring 31mm (gold) ×2 硬避震彈簧 (金) 820103-3			Damper adjuster ×4 避震器拉桿 820055
	Damper cylinder ×4 避震筒身 210151			Damper adjuster ×4 避震器拉桿 820055
	Spring retainer ×4 避震筒彈簧 (310004)			Cylinder cap ×4 避震器上球環 820055
	Damper cap ×4 避震器上蓋 (310003)			12×1 O-ring ×4 O環 130049
	Rod guide cap ×4 避震器下蓋 (310005)			Oil seal ×4 避震器油封 130004
	Piston rod ×4 避震器心 310008			E-clip ×8 E扣 110013
				Damper O-ring P3 ×4 避震器O環 130028
				6.5×2 sponge ×4 泡棉 130021
				Piston ×4 避震器活塞 210235
				Rod guide ×4 避震器下蓋墊片 210235

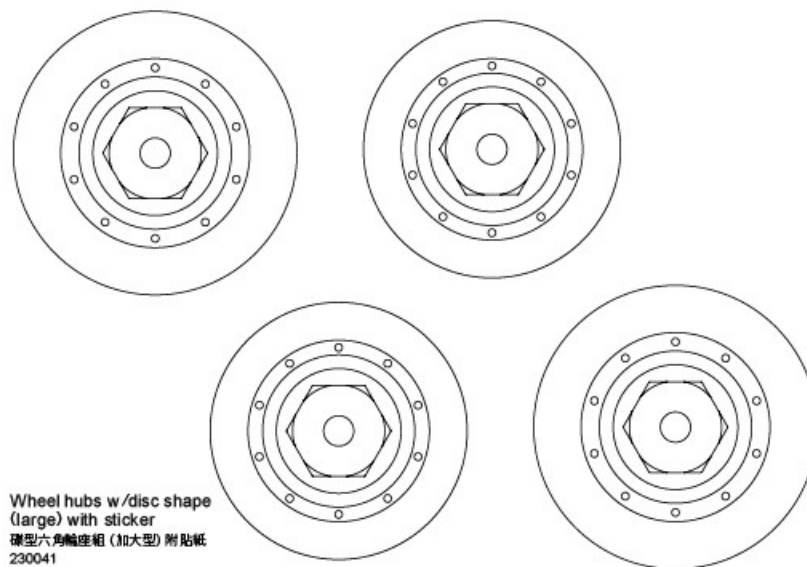
PARTS



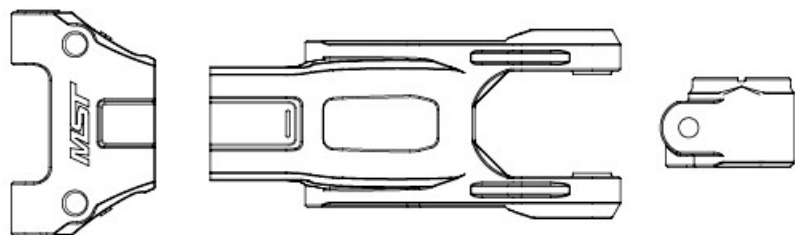
FXX Rear gear box set
FXX 後齒箱組
210077



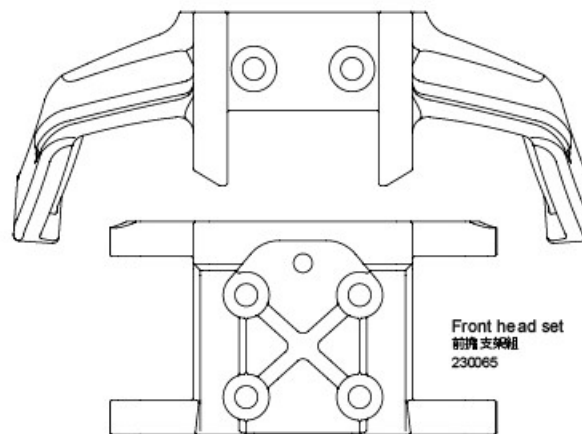
FXX Reduction gear set
FXX 減速齒組
210080



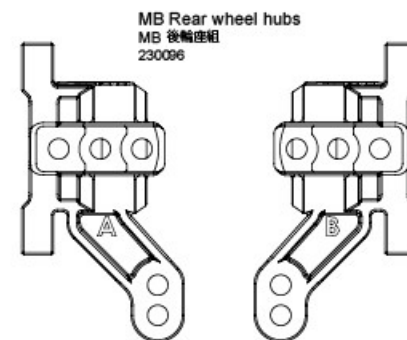
Wheel hubs w/disc shape
(large) with sticker
碟型六角輪座組 (加大型) 附貼紙
230041



MB Rear lower arm ×2
MB 後下擺臂
230097



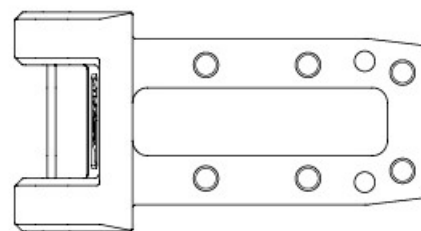
Front head set
前頭支架組
230065



MB Rear wheel hubs
MB 後輪座組
230096

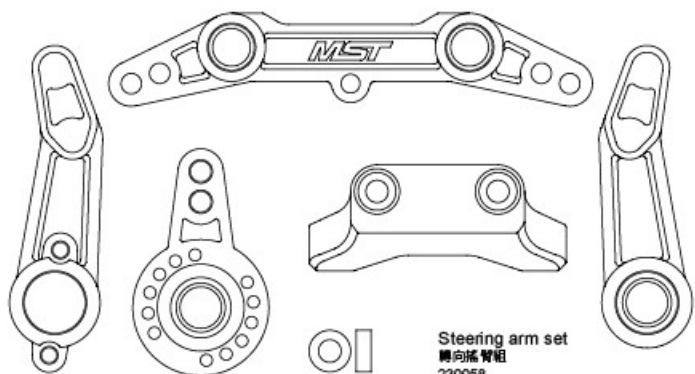


4.8 Rod ends set (M/S) ×2
4.8 拉桿頭組 (M/S)
230067

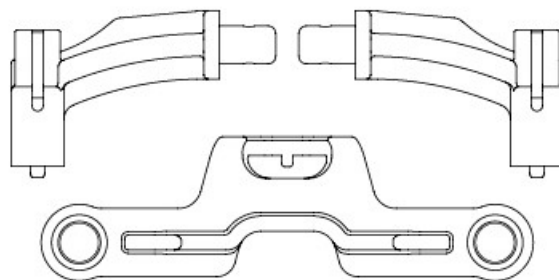


Rear bumper ×1
後防撞板
210379

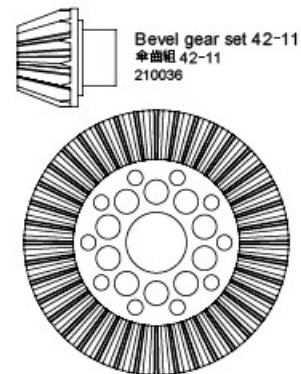
PARTS



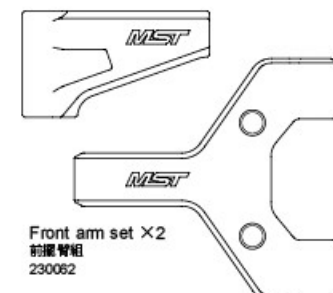
Steering arm set
轉向搖臂組
230058



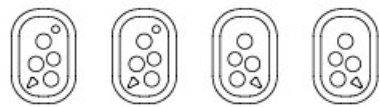
Battery holder set
電池座組
230060



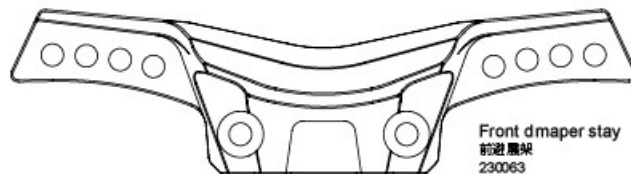
Bevel gear set 42-11
傘齒組 42-11
210036



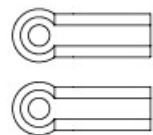
Front arm set ×2
前擺臂組
230062




Shaft bush & spacer set
襯套墊片組
230070



Front damper stay
前避震架
230063



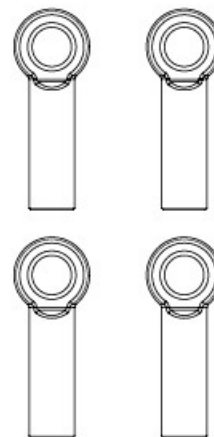
Reinforced adjuster set 4.8×18
強化拉桿組
210047



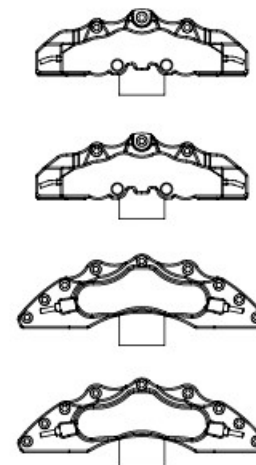
Alum. post M3×13
鋁合金支柱 M3×13
(210561)



FXX FSX F&R damper stay
FXX FSX 前後避震架
230013

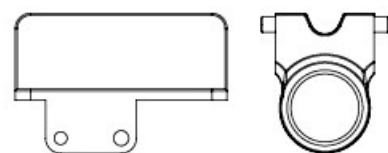
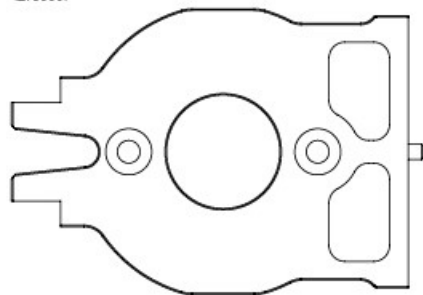


5.8×26 Reinforced adjuster set
強化拉桿組
210031

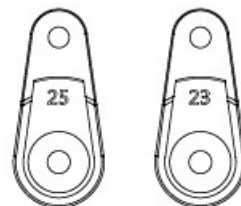


Enlarged brake calipers (red)
加大剎車卡鉗 (紅)
210510CR

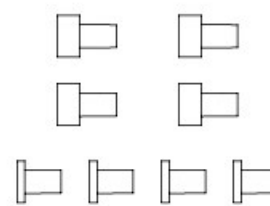
FMX Alum. mid-motor mount
FMX 鋁合金中置馬達座
(210559)




FXX Battery guard set
FXX 電池擋板配件組
210059



Servo horn set (23T/25T) ×1
伺服機片組 (23T/25T)
210032

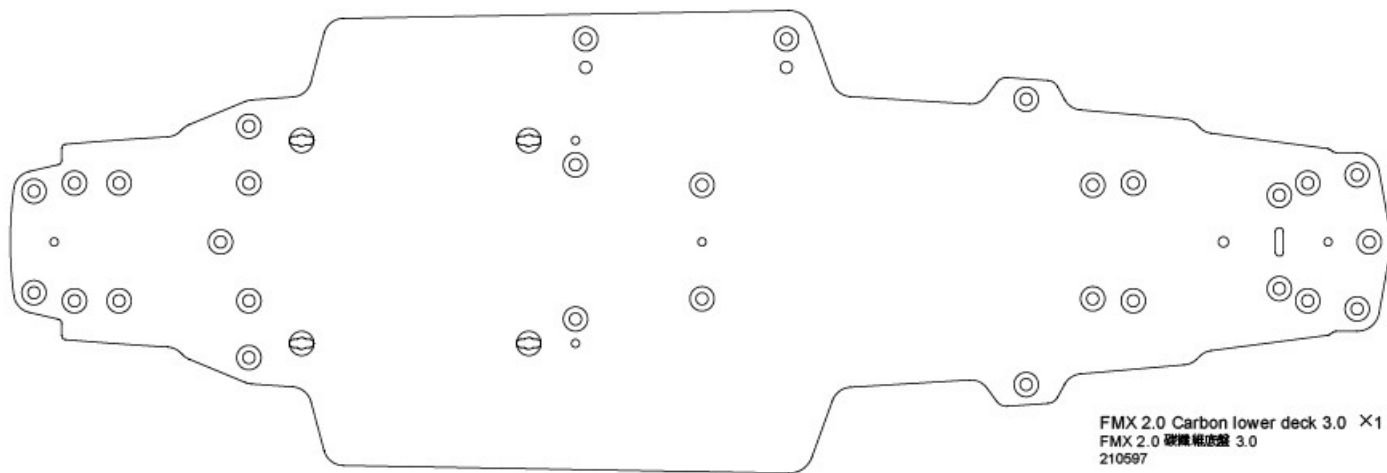


Shaft bush & spacer set (white)
襯套墊片組 (白)
210063W



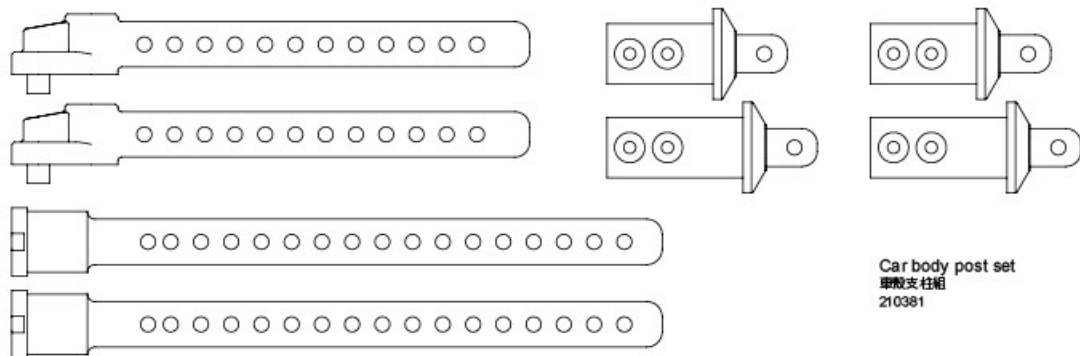
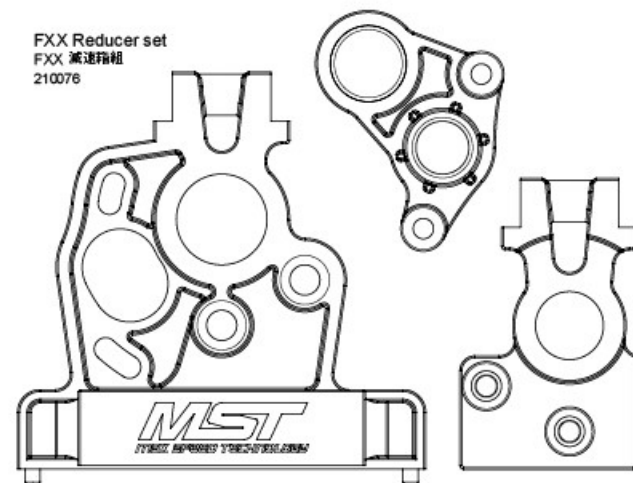
Suspension mount set (+1.0 / -2.0)
下擺臂座組 (+1.0 / -2.0)
230069

PARTS



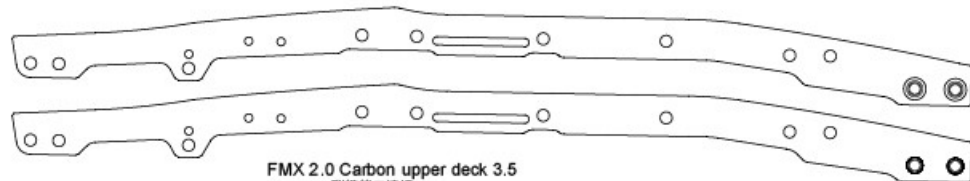
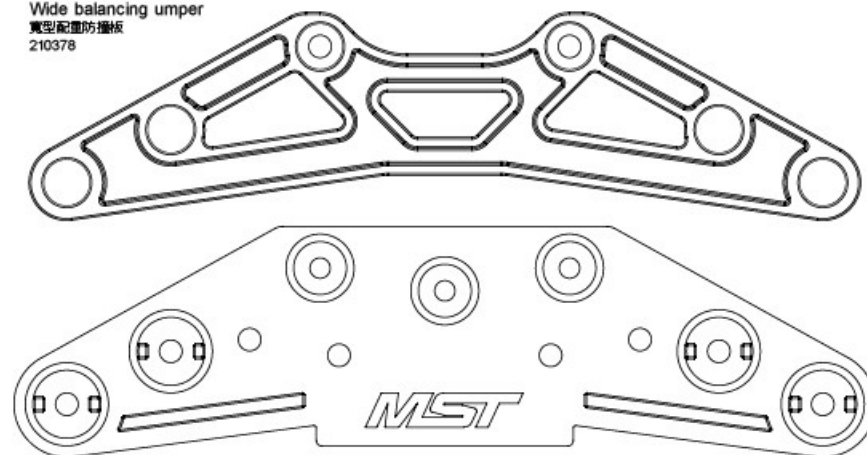
FMX 2.0 Carbon lower deck 3.0 ×1
FMX 2.0 碳纖維底盤 3.0
210597

FXR Reducer set
FXR 減速箱組
210078




Car body post set
車體支柱組
210381

Wide balancing umper
寬型配重防撞板
210378



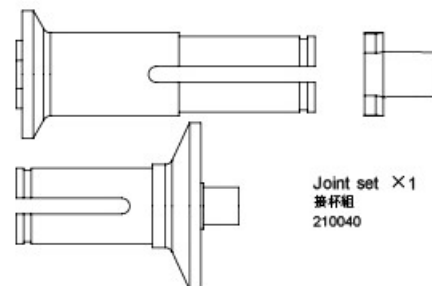
FMX 2.0 Carbon upper deck 3.5
FMX 2.0 碳纖維二樓板 3.5
210596



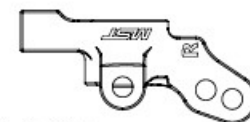
FMX Rear drive shaft set
FMX 雙節後軸組
210560



Alum. joint ring
鋁合金換杯環
210342



Joint set ×1
換杯組
210040



Front wheel hubs
前輪座組
230068



PARTS CODE

110001	Round head screw M3×6 (10)	120001	Ball bearing 10×15 (4)	210379	Rear bumper	310035	Lower arm shaft 2.6×22 & 25 (each one pair)
110002	Round head screw M3×8 (10)	120002	Ball bearing 5×10 (4)	210381	Car body post set	310048	Arm shaft 2.5×46 (4)
110004	Round head screw M2×4 (6)	120003	Ball bearing 5×8 (4)	210433	Ball connector 4.8×4.5 S (5)	310050	Ball connector 4.8×6 (5)
110005	Countersunk screw M3×8 (10)	120007	Ball bearing 8×14 (2)	210491	Ball connector L 5.8×4 (4)	310052	FXX Drive gear shaft
110013	E-clip 2.0 (10)	120008	Thrust bearing 2.5×6	210510	Enlarged brake calipers (4)	310065	Wheel axle (2)
110015	Flange nut M4 (4)	120013	Ball bearing 4×8×3 (2)	210559	FMX Alum. mid-motor mount	310103	Arm shaft 2×28 (2)
110017	Shaft 2×9.8 (10)	120014	Ball bearing 6×10×3 (2)	210560	FMX Rear drive shaft set	810002	Steel reinforced turnbuckle 3×20 (2)
110019	Shaft 2×11.8 (5)	120017	Bearing 5×8 (4)	210561	Alum. post M3×13 (2)	810003	Steel reinforced turnbuckle 3×25 (2)
110020	Steel ball 3.0 (13)	120024	Bearing 3×6×2.5 (4)	210596	FMX 2.0 Carbon upper deck 3.5	810005	Steel reinforced turnbuckle 3×32 (2)
110025	Tapping round head screw 2.6×10 (6)	120025	Ball bearing 6×10×2.5 (2)	210597	FMX 2.0 Carbon lower deck 3.0	810016	Alum. turnbuckle 3×76
110032	Set screw M3×10 (6)	130004	Oil seal (4)	230013	FXX FSX F & R damper stay	820010	Steel CVD great angle universal shaft 38.5 (2)
110037	E-clip 4.0 (10)	130021	Sponge 6.5×2 (10)	230041	Wheel hubs w/disc shape (large)	820015	Spacer 4×6×0.1 (8)
110043	Countersunk screw M3×12 (10)	130028	Damper O-ring P3 (blue) (10)	230058	Steering arm set	820017	Spacer 4×6×0.3 (8)
110044	Round head screw M2×6 (6)	130049	O-ring 12×1 (4)	230060	Battery mount	820020	Spacer 5×7×0.3 (8)
110045	Round head screw M2×8 (partial thread) (6)	210031	Reinforced adjuster set 5.8×26	230062	Front arm set	820022	Spacer 10×12×0.1 (8)
110046	Shaft 2×9.8 (8)	210032	Servo horn set (23T/25T)	230063	Front damper stay	820024	Spacer 10×12×0.3 (8)
110047	Spacer 3×6×0.5 (8)	210036	Bevel gear set 42-11	230065	Front head set	820030	Cross joint (2)
110048	Spacer 3×8×0.5 (8)	210040	Joint set	230066	ATK Front wheel hubs	820049	Wheel hub spacer 1.0 (4)
110052	Countersunk screw M3×10 (10)	210047	Reinforced adjuster set 4.8×18 (8)	230067	4.8 Rod ends set (M/S)	820055	Reinforced damper plastic maintenance set (4)
110053	Cap screw M2.5×30 (2)	210059	FXX Battery guard set	230069	Suspension mount set (+1.0/-2.0)	820063	Suspension mount spacer 0.5mm (4)
110059	Shaft 1.5×7.8 (8)	210063W	Shaft bush & spacer set (white)	230070	Shaft bush & spacer set	820095	AKM 2WD axle (2)
110060	Set screw M3×2.6 (10)	210076	FXX Reducer set	230096	MB Rear wheel hubs	820075	R-clip 5.0 (10)
110061	Round head screw M3×14 (6)	210077	FXX Rear gear box set	230097	MB Rear lower arm	820103-3	31mm Hard coil spring (soft) (2)
110063	Round head screw M2×8 (6)	210080	FXX Reduction gear set	310001	Ball connector 4.8×4.5 (5)	820104-4	31mm Soft coil spring (super-soft) (2)
110065	Round head screw M2.5×12 (6)	210151	Alum. damper cylinder (4)	310003	Cylinder cap (2)		
110070	E-clip 3.0 (10)	210161	Ball connector nut 4.8 (4)	310004	Spring retainer (2)		
110082	Round head screw M2×3 (6)	210235	Piston spacer set	310005	Rod guide cap (2)		
110086	Round head screw M3×16 (6)	210342	Alum. joint ring	310008	Piston rod (4)		
110091	Cap screw M3×40 (6)	210344	Ball connector nut L 4.8 (4)	310032	Diff. screw & spring set		
110101	Countersunk screw M3×20 (6)	210378	Wide balancing bumper	310033	Diff. plate (2)		

部品編號

110001	六角半圓頭螺絲 M3×6 (10)	120001	培林 10×15 (4)	210379	後防撞板	310035	下擺臂插銷 2.6×22 & 25 (各一對)
110002	六角半圓頭螺絲 M3×8 (10)	120002	培林 5×10 (4)	210381	車殼支柱組	310048	擺臂插銷 2.5×46 (4)
110004	六角半圓頭螺絲 M2×4 (6)	120003	培林 5×8 (4)	210433	內六角公球頭 4.8×4.5 S (5)	310050	內六角公球頭 4.8×6 (5)
110005	六角沉頭螺絲 M3×8 (10)	120007	培林 8×14 (2)	210491	球頭螺絲 L 5.8×4 (4)	310052	FXX 驅動齒軸
110013	E扣 2.0 (10)	120008	止推培林 2.5×6	210510	加大煞車卡鉗 (4)	310065	萬向接杯 (2)
110015	凸緣螺帽 M4 (4)	120013	培林 4×8×3 (2)	210559	FMX 鋁合金中置馬達座	310103	擺臂插銷 2×28 (2)
110017	插銷 2×9.8 (10)	120014	培林 6×10×3 (2)	210560	FMX 雙節後軸組	810002	鋼製強化可調拉桿 3×20 (2)
110019	插銷 2×11.8 (5)	120017	軸承 5×8 (4)	210561	鋁合金支柱 M3×13 (2)	810003	鋼製強化可調拉桿 3×25 (2)
110020	差速鋼珠 3.0 (13)	120024	軸承 3×6×2.5 (4)	210596	FMX 2.0 碳纖維二樓板 3.5	810005	鋼製強化可調拉桿 3×32 (2)
110025	自攻六角半圓頭螺絲 2.6×10 (6)	120025	培林 6×10×2.5 (2)	210597	FMX 2.0 碳纖維底座 3.0	810016	鋼製可調拉桿 3×76
110032	六角止付螺絲 M3×10 (6)	130004	避震氣室 (4)	230013	FXX FSX 前後避震架	820010	鋼製大角度CVD傳動軸 38.5 (2)
110037	E扣 4.0 (10)	130021	泡棉 6.5×2 (10)	230041	碟型六角輪座組 (加大型)	820015	墊片 4×6×0.1 (8)
110043	六角沉頭螺絲 M3×12 (10)	130028	阻尼器O環 P3 (藍) (10)	230058	轉向搖臂組	820017	墊片 4×6×0.3 (8)
110044	六角半圓頭螺絲 M2×6 (6)	130049	O環 12×1 (4)	230060	電池座組	820020	墊片 5×7×0.3 (8)
110045	六角半圓頭螺絲 M2×8 (半牙) (6)	210031	強化拉桿頭組 5.8×26	230062	前擺臂組	820022	墊片 10×12×0.1 (8)
110046	插銷 2×9.8 (割溝) (8)	210032	伺服機舵片組 (23T/25T)	230063	前避震架	820024	墊片 10×12×0.3 (8)
110047	墊片 3×6×0.5 (8)	210036	傘齒組 42-11	230065	前擔支架組	820030	連接軸 (2)
110048	墊片 3×8×0.5 (8)	210040	接杯組	230066	ATK前輪座組	820049	輪座墊片 1.0 (藍) (4)
110052	六角沉頭螺絲 M3×10 (10)	210047	強化拉桿頭組 4.8×18 (8)	230067	4.8 拉桿頭組 (M/S)	820055	強化避震膠件包 (4)
110053	六角有頭螺絲 M2.5×30 (半牙) (2)	210059	FXX電池槽極配件組	230069	下擺臂座組 (+1.0/-2.0)	820063	擺臂座墊片 0.5mm (4)
110059	插銷 1.5×7.8 (8)	210063W	襯套墊片組 (白)	230070	襯套墊片組	820095	AKM 二驅輪軸 (2)
110060	六角止付螺絲 M3×2.6 (10)	210076	FXX 減速箱組	230096	MB 後輪座組	820075	R銷 5.0 (10)
110061	六角半圓頭螺絲 M3×14 (6)	210077	FXX 後齒箱組	230097	MB 後下擺臂	820103-3	31mm 硬避震彈簧 (軟) (2)
110063	六角半圓頭螺絲 M2×8 (6)	210080	FXX 減速齒組	310001	內六角公球頭 4.8×4.5 (5)	820104-4	31mm 軟避震彈簧 (超軟) (2)
110065	六角圓頭螺絲 M2.5×12 (6)	210151	鋁合金避震筒身 (4)	310003	避震器上蓋 (2)		
110070	E扣 3.0 (10)	210161	球頭螺帽 4.8 (4)	310004	避震器調整環 (2)		
110082	六角半圓頭螺絲 M2×3 (6)	210235	避震器活塞墊片組	310005	避震器下蓋 (2)		
110086	六角半圓頭螺絲 M3×16 (6)	210342	鋁合金接杯環	310008	避震軸心 (4)		
110091	六角有頭螺絲 M3×40 (半牙) (6)	210344	球頭螺帽 L 4.8 (4)	310032	滾差彈簧螺絲組		
110101	六角沉頭螺絲 M3×20 (6)	210378	寬形配重防撞板	310033	滾差壓板 (2)		

026179